



MPS Modular Parts System DOO

Address: Cara Dusana 170,23300 Kikinda,Serbia


Phone: +381(0) 230 590 590

Email:

info@modular-parts-system.rs

sales@modular-parts-system.rs

www.modular-parts-system.rs



ALUMINIUM PROFILE ASSEMBLY SYSTEMS PRODUCT CATALOGUE

MPS MODULAR PARTS SYSTEM D00




TECHNICAL SUPPORT

- Complete product information
- CAD Models
- Quick & Easy configurator
- Calculation of profile deflection
- Drawing conversion for profiles
- Layout designer for fast, easy planning

ON-TIME, RAPID DELIEVER

- Complete product information
- CAD Models
- Quick & Easy configurator



1

Aluminum Profile



2

Fastening Eleme



3

Connecting Elements



4

Profile Accessories



5

Floor Elements



6

Panel Installation Elements



7

Door and Window Element



8

Additional accessories





Strut Profile

1

ALUMINUM PROFILE

TECHNICAL DATA

Extruded aluminum profile as per GB5237-2008, surface satin anodized.
GB5237-2008

Standard length of delivery profiles are: 6000mm for delivery inside China, 5800mm for international shipment.

Tensile Strength /min.185N/mm²

Yield Strength/min.145N/mm²

Elongation /8% (T≤3.2mm) or 10% (T>3.2-25.0mm)

E-Module /approx,70,000N/mm

Brinell Hardness /HB 752.5/187.5

Coat Thickness/≥11μ

Bending Strength

For deflection calculation, refer to formulas as below.

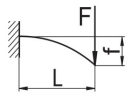
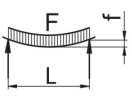
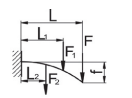
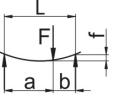
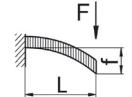
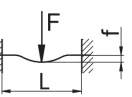
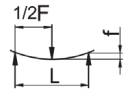
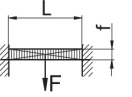
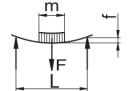
f(mm): Deflection

F(N): Type of load

L(mm): Profile length

I(cm): Moment of inertia

E(N/mm²): Modular of elasticity

1		$f = \frac{F \cdot L^3}{3E \cdot I \cdot 10^4}$	2		$f = \frac{5F \cdot L^3}{384E \cdot I \cdot 10^4}$
3		$f = \frac{F \cdot L^3 + F_1 \cdot L_1 \cdot L + F_2 \cdot L_2 \cdot L}{3E \cdot I \cdot 10^4}$	4		$f = \frac{F \cdot a^2 \cdot b^2}{3E \cdot I \cdot 10^4 \cdot L}$
5		$f = \frac{F \cdot L^3}{8E \cdot I \cdot 10^4}$	6		$f = \frac{F \cdot L^3}{192E \cdot I \cdot 10^4}$
7		$f = \frac{F \cdot L^3}{48E \cdot I \cdot 10^4}$	8		$f = \frac{F \cdot L^3}{384E \cdot I \cdot 10^4}$
9		$f = \frac{F \cdot L^3}{\left(48 + \frac{29m}{L}\right) \cdot E \cdot I \cdot 10^4}$			

APPROXIMATE DETERMINATION OF DEFLECTION

Determinations of deflection:

1. Type of load F in N
F(N)
2. Profile length L in mm
L(mm)
3. Move cross point on the diagonal
4. Moment of inertia of selected profile I in cm²
5. Cross point with the diagonal to be vertically extended to the bottom
6. Deflection f for the specific "Type of load in mm f/mm)

Example:

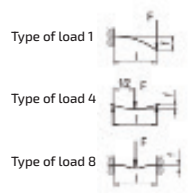
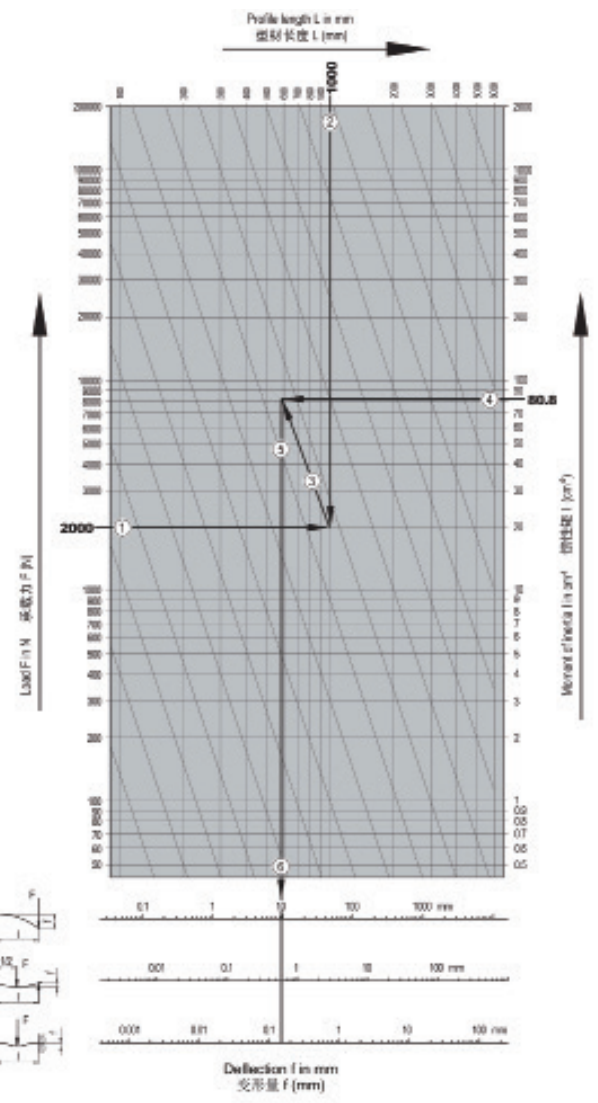
1. F=2,000N
2. L=1,000mm
3. Move cross point on the diagonal

4. I=80.8cm² for profile 40x80,6EH
(1.11.40.040080.06H)
=80.8cm'80.8 40x80
(1.11.40.040080.06H)

5. Cross point with the diagonal to be vertically extended to the bottom

6. Deflection f for the specific "Type of load in mm f(mm)Type of load

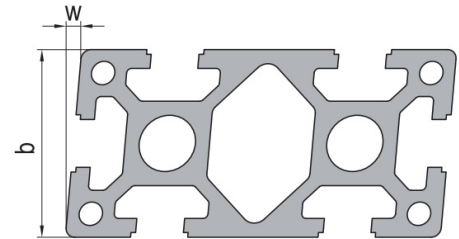
- 1: f=9.5mm
- f=9.5mm
- Type of load 4: f=0.6mm
- f=0.6mm
- f=0.15mm



PROFILE TOLERANCE

Flatness tolerance

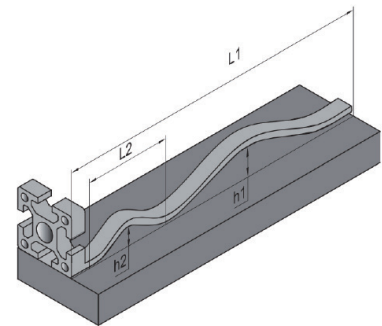
b(mm)	w(mm)
≤40	0.3
>40-80	0.5
>80-180	1.0



The flatness tolerance w (angular tolerance) refers to unequal sides to the shorter side of the angle, i.e. it is measured from the longer side.

Straightness tolerance

L1(m)	1	2	3	4	5	6
h1(mm)	0.7	1.4	2.1	2.8	3.5	4.2



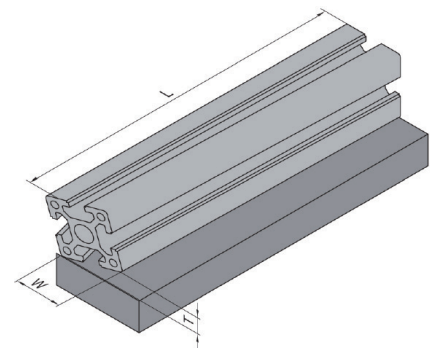
Putting the profile on a horizontal surface, the max bending height h_2 in any length of 30mm (L_2) is not more than 0.3mm ($L_2=300\text{mm}, h_2 \leq 0.3\text{mm}$). Refer to the above table for the bending height h_1 of the full length profile (L_1).

$L_2=300\text{mm}, h_2$

0.3mm ($L_2=300\text{mm}, h_2 \leq 0.3\text{mm}$) $L_1 h_1$

Twist tolerance

W(mm)	T(mm)	
	$L \leq 1\text{m}$	$L \geq 1\text{m}$
≤40	$0.052 \times W$	$0.123 \times W$
>40-80	$0.026 \times W$	$0.087 \times W$
80-180	$0.017 \times W$	$0.052 \times W$



Putting the profile on a horizontal surface, if the end tilts due to twist, the twist height (T) could be calculated according to the formula above:

(T)


T SLOT SYMBOL

Parts compatible with T slot symbolized and incompatible with faded symbolized as below.

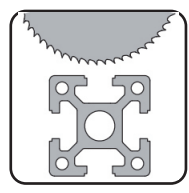


T slot symbol T	Cross section	Core hole	Slot width	Slot depth	Wall thickness	Profile group
		5.0	6.2	6.0	2.0	AP20
		10.0	8.2	8.0	2.2	AP30 AP40
		12.0	10.2	11.0	4.0	AP40
		12.0	10.2	13.0	6.0	AP45

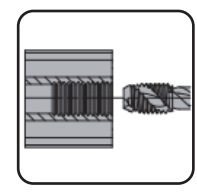
Machining Symbol



Drilling



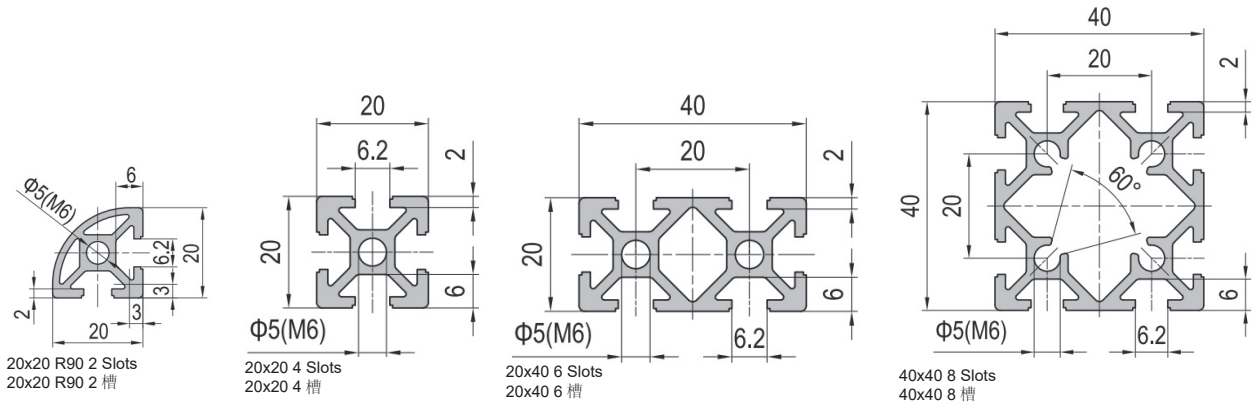
Angle cutting



Thread tapping

STRUT PROFILE AP20

Strut profile AP20 featuring 6mm T-slot is designed for constructing light weight assemblies.



Description	Moment of Inertia Ix(cm)	Moment of Inertia Iy(cm ⁴)	Moment of Resistance Wx(cm ³)	Moment of Resistance Wy(cm ³)	Mass (kg/m)	Code No.
Strut Profile AP20 20x20 R90 2 Slots	0.6	0.6	0.5	0.5	0.45	AP2020-R90-02
Strut Profile AP20 20x20 4 Slots	0.8	0.8	0.8	0.8	0.5	AP2020-04
Strut Profile AP20 20x40 6 Slots	1.4	5.1	1.4	2.5	0.9	AP2040-06
Strut Profile AP20 40x40 8 Slots	8.9	8.9	4.5	4.5	1.3	AP4040-08

Connector selection



Die Cast Bracket



Angle Profile Bracket



Inner bracket



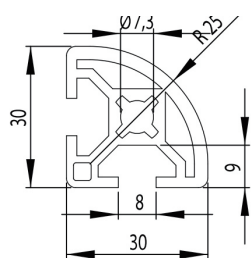
Linear Bar Connector



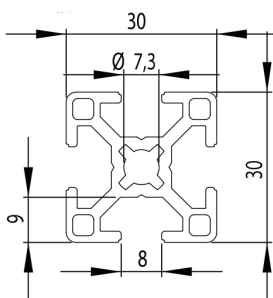
Metal Connector Bracket

STRUT PROFILE AP30

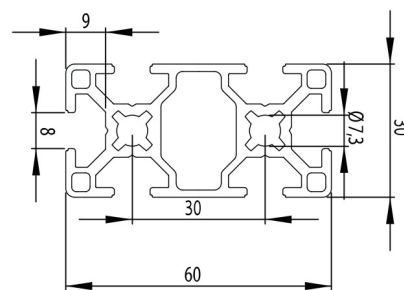
Strut profile AP30 featuring 8mm T-slot is designed for constructing medium weight assemblies such as machine structure frame, trolley, work station, partition and display frame etc.



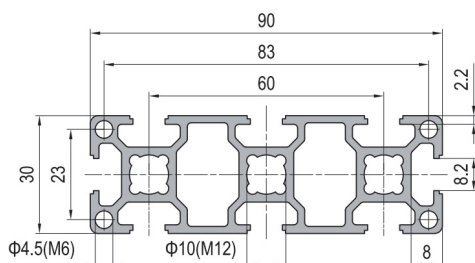
30x30 R90 2 slots



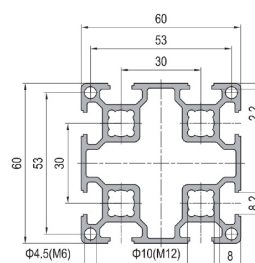
30x30 4 slots



30x60 6 slots



30x90 8 slots



60x60 8 slots

Description	Moment of Inertia Ix(cm)	Moment of Inertia Iy(cm 4)	Moment of Resistance Wx(cm ³)	Moment of Resistance Wy(cm ³)	Mass (kg/m)	Code No.
Strut Profile AP30 30x30 R90 2 Slots	2.0	2.0	1.5	1.5	0.8	AP3030-R90-02
Strut Profile AP30 30x30 4 Slots	2.6	2.6	1.8	1.8	0.8	AP3030-04
Strut Profile AP30 30x60 6 Slots	5.3	19.9	3.5	6.7	1.6	AP3060-06
Strut Profile AP30 30x90 8 Slots	7.7	62.0	5.1	13.8	2.2	AP3090-08
Strut Profile AP30 60x60 8 Slots	35.3	35.3	11.8	11.8	2.5	AP6060-08

Connector selection



Die Cast Bracket



Angle Profile Bracket



Inner bracket



Linear Bar Connector

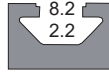


Anchor Connector

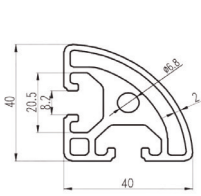


Screw Connector

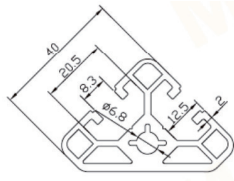
STRUT PROFILE AP40



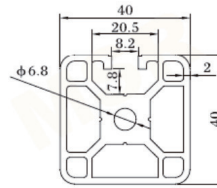
Strut profile AP40 featuring 8mm T-slot is designed for constructing medium or heavy weight assemblies, such as machine structure frame, trolley, work station, partition and display frames ect. (Profile AP40 is frequently used).



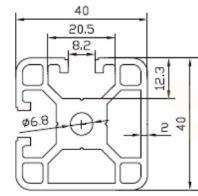
40x40 R90 2 slots



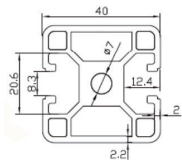
40x40 T45 2 slots



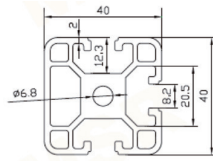
40x40 1 slot



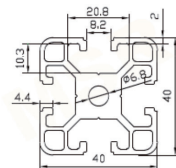
40x40 2 slots Type A



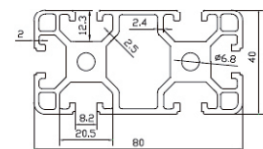
40x40 2 slots Type B



40x40 3 slots



40x40 4 slots



40x80 6 slots

Description	Moment of Inertia Ix(cm)	Moment of Inertia Iy(cm ⁴)	Moment of Resistance Wx(cm ³)	Moment of Resistance Wy(cm ³)	Mass (kg/m)	Code No.
Strut Profile AP40 40x40 R90 2 Slots	6.5	6.5	3.7	3.7	1.3	AP4040-R90-02-8
Strut Profile AP40 40x40 T45 2 Slots	6.5	6.5	3.25	3.25	1.21	AP4040-T45-02-8
Strut Profile AP40 40x40 1 Slot	10.4	10.1	5.2	5.0	1.68	AP4040-01-8
Strut Profile AP40 40x40 2 Slots Type A	9.6	9.6	4.5	4.5	1.5	AP4040-02A-8
Strut Profile AP40 40x40 2 Slots Type B	9.6	8.6	4.8	4.3	1.5	AP4040-02B-8
Strut Profile AP40 40x40 3 Slots	9.1	8.6	4.5	4.3	1.5	AP4040-03-8
Strut Profile AP40 40x40 4 Slots	9.1	9.1	4.6	4.6	1.6	AP4040-04-8
Strut Profile AP40 40x80 6 Slots	16.6	63.2	8.3	15.8	2.7	AP4080-06-8

Connector selection



Metal Connector Bracket



Die Cast Bracket



Angle Profile Bracket



Inner bracket



Linear Bar Connector

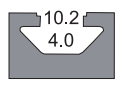


Anchor Connector

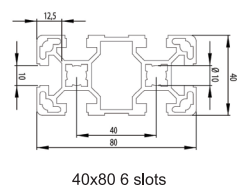
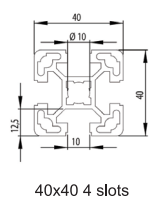
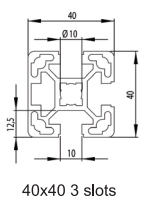
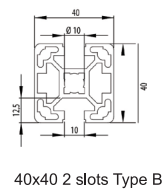
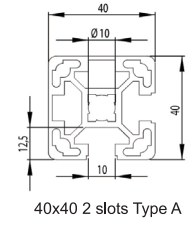
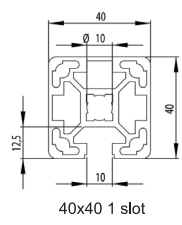
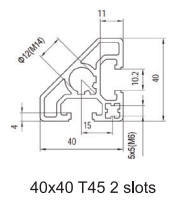
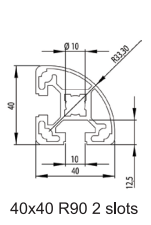


Screw Connector

STRUT PROFILE AP40



Strut profile AP40 featuring 10mm T-slot is designed for constructing medium or heavy weight assemblies, such as machine struction frame, trolley, work station, partition and display frames ect.(Profile AP40 is frequently used).



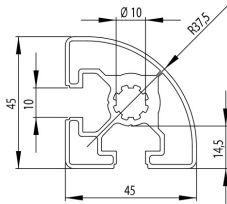
Description	Moment of Inertia Ix(cm)	Moment of Inertia Iy (cm 4)	Moment of Resistance Wx(cm ³)	Moment of Resistance Wy(cm ³)	Mass (kg/m)	Code No.
Strut Profile AP40 40x40 R90 2 Slots	6.5	6.5	3.7	3.7	1.3	AP4040-R90-02-10
Strut Profile AP40 40x40 T45 2 Slots	6.5	6.5	3.25	3.25	1.21	AP4040-T45-02-10
Strut Profile AP40 40x40 1 Slot	10.4	10.1	5.2	5.0	1.68	AP4040-01-10
Strut Profile AP40 40x40 2 Slots Type A	9.6	9.6	4.5	4.5	1.5	AP4040-02A-10
Strut Profile AP40 40x40 2 Slots Type B	9.6	8.6	4.8	4.3	1.5	AP4040-02B-10
Strut Profile AP40 40x40 3 Slots	9.1	8.6	4.5	4.3	1.5	AP4040-03-10
Strut Profile AP40 40x40 4 Slots	9.1	9.1	4.6	4.6	1.6	AP4040-04-10
Strut Profile AP40 40x80 6 Slots	16.6	63.2	8.3	15.8	2.7	AP4080-06-10

Connector selection

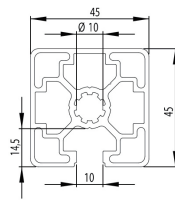


STRUT PROFILE AP45

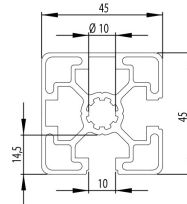
Strut Profile AP45 featuring 10mm T-slot is designed for constructing heavy weight assemblies such as machine structure frame and workshop partition ect.



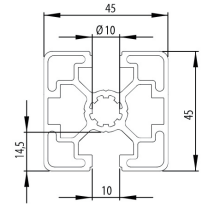
45x45 R90 2 slots



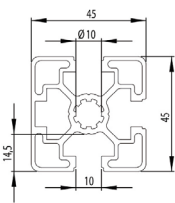
45x45 1 slot



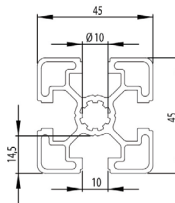
45x45 2 slots TypeA



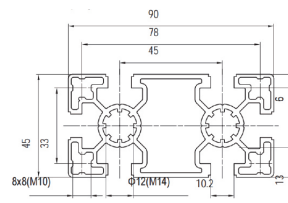
45x45 2 slots Type B



45x45 3 slots



45x45 4 slots



45x90 6 slots

Description	Moment of Inertia Ix(cm)	Moment of Inertia ly(cm 4)	Moment of Resistance Wx(cm ³)	Moment of Resistance Wy(cm ³)	Mass (kg/m)	Code No.
Strut Profile AP45 45x45 R90 2 Slots	8.4	8.4	4.3	4.3	1.5	AP4545-R90-02
Strut Profile AP45 45x45 1 Slot	13.7	13.7	6.5	6.2	2.0	AP4545-01
Strut Profile AP45 45x452 Slots Type A	12.9	12.9	5.7	5.7	1.9	AP4545-02A
Strut Profile AP45 45x452 Slots Type B	13.7	12.1	6.1	5.4	1.9	AP4545-02B
Strut Profile AP45 45x45 3 Slots	12.9	12.1	5.7	5.4	1.8	AP4545-03
Strut Profile AP45 45x45 4 Slots	10.5	10.5	5.4	5.4	1.8	AP4545-04
Strut Profile AP45 45x90 6 Slots	21.6	80.0	9.6	17.7	2.85	AP4590-06

Connector selection



Die Cast Bracket



Angle Profile Bracket



Inner bracket



Linear Bar Connector



Anchor Connector



Screw Connector



φ Pre-set Nut

φ T Nut T

φ Subsequent Nut



φ Spring Nut

φ Flange Nut



φ T Screw



φ Hole Reducer Screw



φ Socket head Screw



φ Round Head Hexagon Socket Screws



φ Flat Head Hexagon Socket Screws



φ Flat Washer


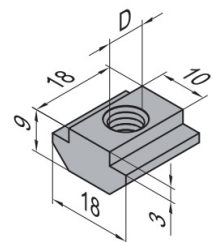
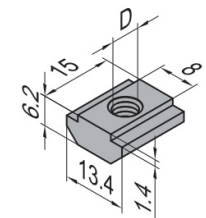
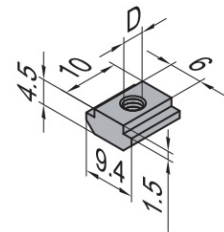



FASTENING 2 ELEMENTS

PRE-SET NUT

Pre-set nut can be only put into T slot from profile end, with low assembly efficiency, but with good connection and stability.

Material: Pre-set Nut zinc plated steel



Description	D	Mass (g/pcs)	Code No.
Pre-set nut-6-M4	M4	8	PN06-M4
Pre-set nut-6-M5	M5	8	PN06-M5

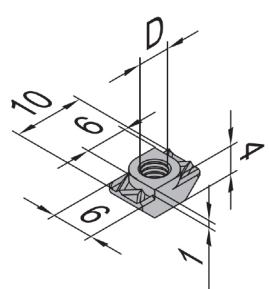
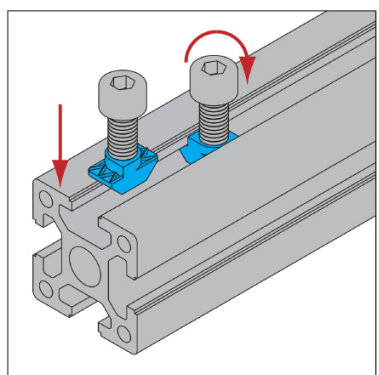
Description	D	Mass (g/pcs)	Code No.
Pre-set nut-8-M4	M4	8	PN08-M4
Pre-set nut-8-M5	M5	8	PN08-M5
Pre-set nut-8-M6	M6	7	PN08-M6
Pre-set nut-8-M8	M8	8	PN08-M8

Description	D	Mass (g/pcs)	Code No.
Pre-set nut-10-M4	M4	16	PN10-M4
Pre-set nut-10-M5	M5	16	PN10-M5
Pre-set nut-10-M6	M6	15	PN10-M6
Pre-set nut-10-M8	M8	14	PN10-M8

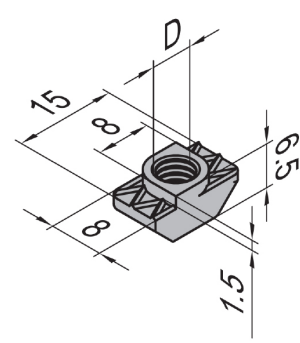
T NUT

T nut can be inserted directly at the assembly point, which makes the assembly very efficient, however the connection strength and stability is not as good as pre-set nut.

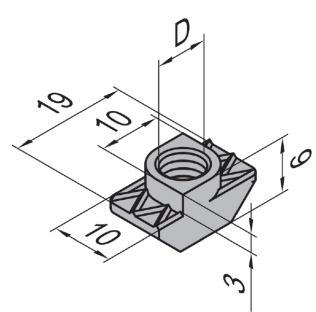
Material: Nickel plated steel



Description	D	Mass (g/pcs)	Code No.
T nut-6-M4	M4	2	TN-06-M4
T nut-6-M5	M5	2	TN-06-M5




Description	D	Mass (g/pcs)	Code No.
T nut-8-M4	M4	4	TN-08-M4
T nut-8-M5	M5	4	TN-08-M5
T nut-8-M6	M6	5	TN-08-M6



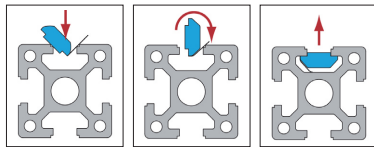
Description	D	Mass (g/pcs)	Code No.
T nut-10-M4	M4	8	TN-10-M4
T nut-10-M5	M5	8	TN-10-M5
T nut-10-M6	M6	7	TN-10-M6
T nut-10-M8	M6	6	TN-10-M8

SUBSEQUENT NUT

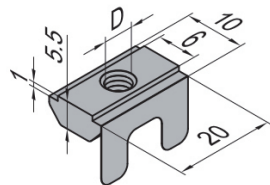
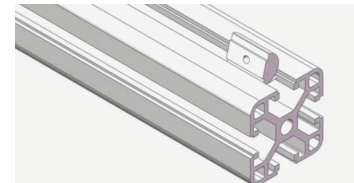
Subsequent Nut with a spring leaf can be inserted directly at the assembly point. The spring assists with assembly and positioning. The connecting strength and stability is same as T nut.



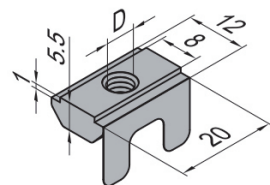
Material: Nickel plated steel



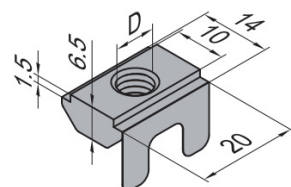
Reliability	★★★★
Efficiency	★★★★
Economical	★★★



Description	D	Mass (g/pcs)	Code No.
Subsequent nut-6-M4	M4	8	SQN06-M4
Subsequent nut-6-M5	M5	8	SQN06-M5
Subsequent nut-6-M6	M6	8	SQN06-M6



Description	D	Mass (g/pcs)	Code No.
Subsequent nut-8-M4	M4	8	SQN08-M4
Subsequent nut-8-M5	M5	8	SQN08-M5
Subsequent nut-8-M6	M6	7	SQN08-M6
Subsequent nut-8-M8	M8	7	SQN08-M8



Description	D	Mass (g/pcs)	Code No.
Subsequent nut-10-M4	M4	10	SQN10-M4
Subsequent nut-10-M5	M5	10	SQN10-M5
Subsequent nut-10-M6	M6	9	SQN10-M6
Subsequent nut-10-M8	M8	9	SQN10-M8

SPRING NUT

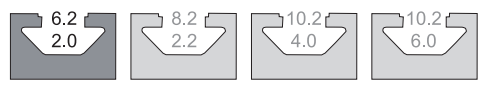
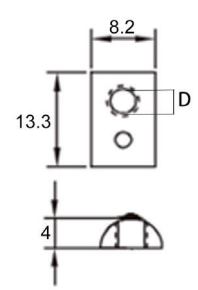



Spring Nut with a spring ball can be inserted directly at the assembly point.

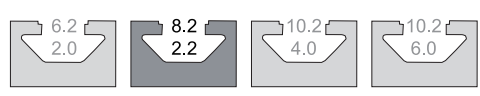
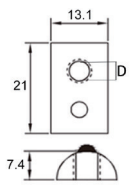
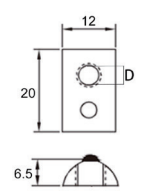
The spring assists with assembly and positioning. The connecting strength and stability is same as T nut.

Material: Nickel plated steel

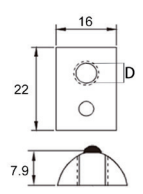
Reliability	★★★★
Efficiency	★★★★
Economical	★★★



Description	D	Mass (g/pcs)	Code No.
Spring nut-6-M4	M4	7	SN06-M4
Spring nut-6-M5	M5	7	SN06-M5
Spring nut-6-M6	M6	7	SN06-M6



Description	D	Mass (g/pcs)	Code No.
Spring nut-8-M4	M4	7	SN08-M4
Spring nut-8-M5	M5	7	SN08-M5
Spring nut-8-M6	M6	6	SN08-M6
Spring nut-8-M8	M8	6	SN08-M8



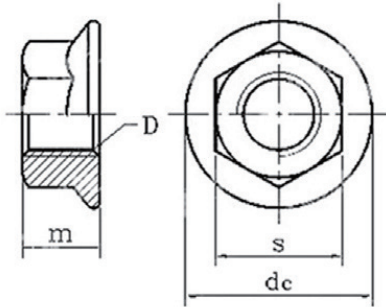
Description	D	Mass (g/pcs)	Code No.
Subsequent nut-10-M4	M4	10	SQN10-M4
Subsequent nut-10-M5	M5	10	SQN10-M5
Subsequent nut-10-M6	M6	9	SQN10-M6
Subsequent nut-10-M8	M8	9	SQN10-M8

FLANGE NUT

Flange Nuts are used for profile mounting nuts, and usually be used with T nuts.



Material: Nickel plated steel



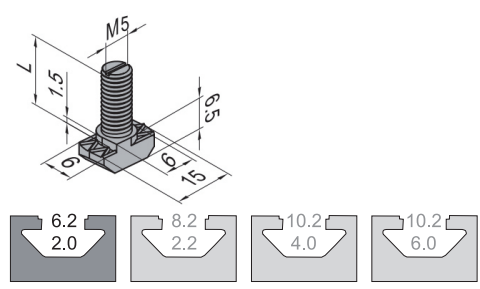
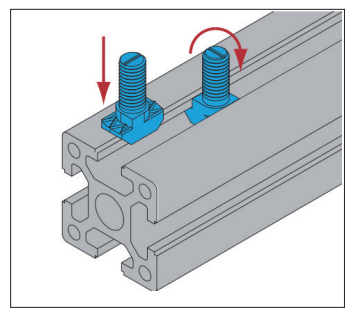
Description	D	Diameter dc(mm)	Hex diameter S(mm)	Thickness m(mm)	Mass (g/pcs)	Code No.
Flange nut-M4	M4	9.0	6.8	13.1	3.5	FN-M4
Flange nut-M5	M5	10.8	8.0	10.0	4.0	FN-M5
Flange nut-M6	M6	13.1	10.0	12.0	4.5	FN-M6
Flange nut-M8	M8	16.1	12.0	6.2	5.0	FN-M8
Flange nut-M10	M10	18.1	13.9	7.8	5.5	FN-M10
Flange nut-M12	M12	21.6	18	9.7	6.0	FN-M12
Strut Profile AP40 40x40 4 Slots	9.1	9.1	4.6	4.6	1.6	AP4040-04-10
Strut Profile AP40 40x80 6 Slots	16.6	63.2	8.3	15.8	2.7	AP4080-06-10

T SCREW

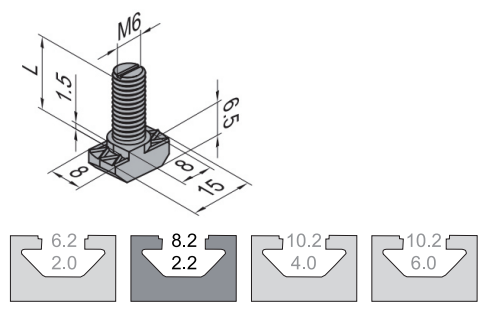
Similar to T nut, T screw can be inserted directly at assembly point, with high assembly efficiency. The connection strength and stability are same as T nut.



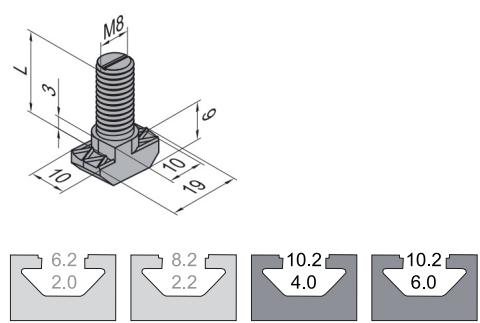
Material: Nickel plated steel



Description	L	Mass (g/pcs)	Code No.
T screw-6-12	12	7	TB06-M5*12
T screw-6-16	16	8	TB06-M5*16



Description	L	Mass (g/pcs)	Code No.
T screw-8-16	16	7	TB08-M6*16
T screw-8-20	20	8	TB08-M6*20
T screw-8-25	25	9	TB08-M6*25

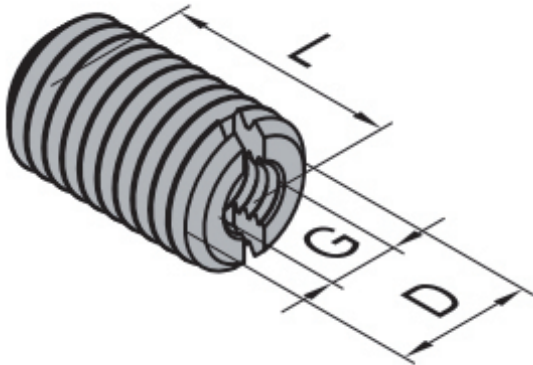


Description	L	Mass (g/pcs)	Code No.
T screw-10-20	20	13	TB10-M8*20
T screw-10-25	25	15	TB10-M8*25
T screw-10-30	30	17	TB10-M8*30
T screw-10-35	35	19	TB10-M8*35

HOLE REDUCER SCREW

To reduce the hole diameter of the profile and improve the thread connection strength.

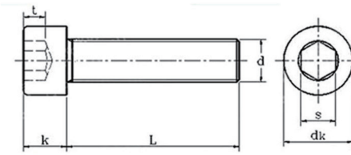
Material: Nickel plated steel



Description	D	G	L(mm)	Mass (g/pcs)	Code No.
Hole Reducer Screw-M10/M6	M10	M6	15	8	HRS-10-06
Hole Reducer Screw-M8/M6	M8	M6	15	11	HRS-08-06
Hole Reducer Screw-M12/M6	M12	M6	20	11	HRS-12-06
Hole Reducer Screw-M14/M8	M14	M8	20	14	HRS-14-08
Hole Reducer Screw-M14/M10	M14	M10	20	8	HRS-14-10
Hole Reducer Screw-M16/M8	M16	M8	20	19	HRS-16-08

SOCKET HEAD SCREW

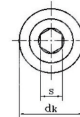
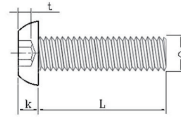
Material: Zinc plated steel(Z)/ Stainless steel-304(S)



Description	d	L	dk(mm)		k(mm)		s(mm)		t	Code No.
			max	min	max	min	max	min		
Socket head Screw-M4	M4	10	7.22	6.78	4	3.82	3.08	3.02	2	SHS-04-10
	M4	12	7.22	6.78	4	3.82	3.08	3.02	2	SHS-04-12
	M4	16	7.22	6.78	4	3.82	3.08	3.02	2	SHS-04-16
	M4	20	7.22	6.78	4	3.82	3.08	3.02	2	SHS-04-20
	M4	25	7.22	6.78	4	3.82	3.08	3.02	2	SHS-04-25
	M4	30	7.22	6.78	4	3.82	3.08	3.02	2	SHS-04-30
Socket head Screw-M5	M5	10	8.72	8.28	5	4.82	4.095	4.02	2.5	SHS-05-10
	M5	12	8.72	8.28	5	4.82	4.095	4.02	2.5	SHS-05-12
	M5	16	8.72	8.28	5	4.82	4.095	4.02	2.5	SHS-05-16
	M5	20	8.72	8.28	5	4.82	4.095	4.02	2.5	SHS-05-20
	M5	25	8.72	8.28	5	4.82	4.095	4.02	2.5	SHS-05-25
	M5	30	8.72	8.28	5	4.82	4.095	4.02	2.5	SHS-05-30
Socket head Screw-M6	M6	10	10.22	9.78	6	5.7	5.14	5.02	3	SHS-06-10
	M6	12	10.22	9.78	6	5.7	5.14	5.02	3	SHS-06-12
	M6	16	10.22	9.78	6	5.7	5.14	5.02	3	SHS-06-16
	M6	20	10.22	9.78	6	5.7	5.14	5.02	3	SHS-06-20
	M6	25	10.22	9.78	6	5.7	5.14	5.02	3	SHS-06-25
	M6	30	10.22	9.78	6	5.7	5.14	5.02	3	SHS-06-30
Socket head Screw-M8	M8	10	13.27	12.73	8	7.64	6.14	6.02	4	SHS-08-10
	M8	12	13.27	12.73	8	7.64	6.14	6.02	4	SHS-08-12
	M8	16	13.27	12.73	8	7.64	6.14	6.02	4	SHS-08-16
	M8	20	13.27	12.73	8	7.64	6.14	6.02	4	SHS-08-20
	M8	25	13.27	12.73	8	7.64	6.14	6.02	4	SHS-08-25
	M8	30	13.27	12.73	8	7.64	6.14	6.02	4	SHS-08-30
Socket head Screw-M10	M10	20	16.27	15.73	10	9.64	8.175	8.025	5	SHS-10-20
	M10	25	16.27	15.73	10	9.64	8.175	8.025	5	SHS-10-25
	M10	30	16.27	15.73	10	9.64	8.175	8.025	5	SHS-10-30
Socket head Screw-M12	M12	20	18.27	17.73	12	11.57	10.18	10.025	6	SHS-12-20
	M12	25	18.27	17.73	12	11.57	10.18	10.025	6	SHS-12-25
	M12	30	18.27	17.73	12	11.57	10.18	10.025	6	SHS-12-30

ROUND HEAD HEXAGON SOCKET SCREWS

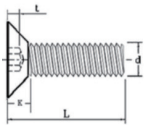
Material: Zinc plated steel(Z)/ Stainless steel-304(S)



Description	d	L	dk(mm)		k(mm)		s(mm)		t	Code No.
			max	min	max	min	max	min		
Round Head Hexagon Socket Screws -M4	M4	10	7.22	6.78	4	3.82	3.08	3.02	2	SHS-04-10
	M4	12	7.22	6.78	4	3.82	3.08	3.02	2	SHS-04-12
	M4	10	7.6	7.24	2.20	1.95	2.56	2.52	1.30	RHS-04-10
	M4	12	7.6	7.24	2.20	1.95	2.56	2.52	1.30	RHS-04-12
	M4	16	7.6	7.24	2.20	1.95	2.56	2.52	1.30	RHS-04-16
	M4	20	7.6	7.24	2.20	1.95	2.56	2.52	1.30	RHS-04-20
	M4	25	7.6	7.24	2.20	1.95	2.56	2.52	1.30	RHS-04-25
	M4	30	7.6	7.24	2.20	1.95	2.56	2.52	1.30	RHS-04-30
Round Head Hexagon Socket Screws-M5	M5	16	8.72	8.28	5	4.82	4.095	4.02	2.5	SHS-05-16
	M5	20	8.72	8.28	5	4.82	4.095	4.02	2.5	SHS-05-20
	M5	10	9.5	9.14	2.75	2.50	3.071	3.050	1.56	RHS-05-10
	M5	12	9.5	9.14	2.75	2.50	3.071	3.050	1.56	RHS-05-12
	M5	16	9.5	9.14	2.75	2.50	3.071	3.050	1.56	RHS-05-16
	M5	20	9.5	9.14	2.75	2.50	3.071	3.050	1.56	RHS-05-20
	M5	25	9.5	9.14	2.75	2.50	3.071	3.050	1.56	RHS-05-25
	M5	30	9.5	9.14	2.75	2.50	3.071	3.050	1.56	RHS-05-30
Round Head Hexagon Socket Screws -M6	M6	25	10.22	9.78	6	5.7	5.14	5.02	3	SHS-06-25
	M6	30	10.22	9.78	6	5.7	5.14	5.02	3	SHS-06-30
	M6	10	10.5	10.07	3.3	3.0	4.084	4.020	2.08	RHS-06-10
	M6	12	10.5	10.07	3.3	3.0	4.084	4.020	2.08	RHS-06-12
	M6	16	10.5	10.07	3.3	3.0	4.084	4.020	2.08	RHS-06-16
	M6	20	10.5	10.07	3.3	3.0	4.084	4.020	2.08	RHS-06-20
	M6	25	10.5	10.07	3.3	3.0	4.084	4.020	2.08	RHS-06-25
	M6	30	10.5	10.07	3.3	3.0	4.084	4.020	2.08	RHS-06-30
Round Head Hexagon Socket Screws -M8	M10	20	16.27	15.73	10	9.64	8.175	8.025	5	SHS-10-20
	M10	25	16.27	15.73	10	9.64	8.175	8.025	5	SHS-10-25
	M8	10	14	13.57	4.4	4.1	5.084	5.020	2.60	RHS-08-10
	M8	12	14	13.57	4.4	4.1	5.084	5.020	2.60	RHS-08-12
	M8	16	14	13.57	4.4	4.1	5.084	5.020	2.60	RHS-08-16
	M8	20	14	13.57	4.4	4.1	5.084	5.020	2.60	RHS-08-20
	M8	25	14	13.57	4.4	4.1	5.084	5.020	2.60	RHS-08-25
	M8	30	14	13.57	4.4	4.1	5.084	5.020	2.60	RHS-08-30
Round Head Hexagon Socket Screws -M10	M10	20	17.5	17.07	5.5	5.2	6.095	6.020	3.12	RHS-10-20
	M10	25	17.5	17.07	5.5	5.2	6.095	6.020	3.12	RHS-10-25
	M10	30	17.5	17.07	5.5	5.2	6.095	6.020	3.12	RHS-10-30
Round Head Hexagon Socket Screws -M12	M12	20	21	20.48	6.6	6.24	8.115	8.025	4.16	RHS-12-20
	M12	25	21	20.48	6.6	6.24	8.115	8.025	4.16	RHS-12-25
	M12	30	21	20.48	6.6	6.24	8.115	8.025	4.16	RHS-12-30
Round Head Hexagon Socket Screws -M16	M16	20	28	27.48	8.8	8.44	10.115	10.025	5.2	RHS-16-20
	M16	25	28	27.48	8.8	8.44	10.115	10.025	5.2	RHS-16-25
	M16	30	28	27.48	8.8	8.44	10.115	10.025	5.2	RHS-16-30

FLAT HEAD HEXAGON SOCKET SCREWS

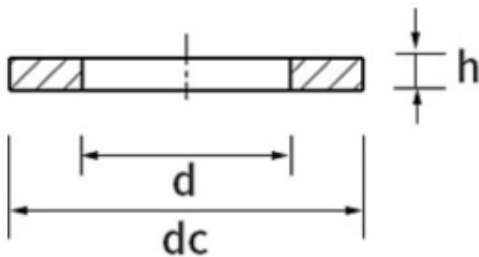
Material: Zinc plated steel(Z)/Stainless steel-304(S)



Description	d	L	dk(mm)		k(mm)	s(mm)		t		Code No.
			max	min	≈	max	min	max	min	
Flat Head Hexagon Socket Screws-M4	M4	10	8	7.64	3.4	2.6	2.52	1.8	1.55	FHS-04-10
	M4	12	8	7.64	3.4	2.6	2.52	1.8	1.55	FHS-04-12
	M4	16	8	7.64	3.4	2.6	2.52	1.8	1.55	FHS-04-16
	M4	20	8	7.64	3.4	2.6	2.52	1.8	1.55	FHS-04-20
	M4	25	8	7.64	3.4	2.6	2.52	1.8	1.55	FHS-04-25
	M4	30	8	7.64	3.4	2.6	2.52	1.8	1.55	FHS-04-30
Flat Head Hexagon Socket Screws -M5	M5	10	10	9.64	4.1	3.1	3.02	2.3	2.05	FHS-05-10
	M5	12	10	9.64	4.1	3.1	3.02	2.3	2.05	FHS-05-12
	M5	16	10	9.64	4.1	3.1	3.02	2.3	2.05	FHS-05-16
	M5	20	10	9.64	4.1	3.1	3.02	2.3	2.05	FHS-05-20
	M5	25	10	9.64	4.1	3.1	3.02	2.3	2.05	FHS-05-25
	M5	30	10	9.64	4.1	3.1	3.02	2.3	2.05	FHS-05-30
Flat Head Hexagon Socket Screws-M6	M6	10	12	11.57	4.9	4.12	4.02	2.5	2.25	FHS-06-10
	M6	12	12	11.57	4.9	4.12	4.02	2.5	2.25	FHS-06-12
	M6	16	12	11.57	4.9	4.12	4.02	2.5	2.25	FHS-06-16
	M6	20	12	11.57	4.9	4.12	4.02	2.5	2.25	FHS-06-20
	M6	25	12	11.57	4.9	4.12	4.02	2.5	2.25	FHS-06-25
	M6	30	12	11.57	4.9	4.12	4.02	2.5	2.25	FHS-06-30
Flat Head Hexagon Socket Screws-M8	M8	10	16	15.57	6.2	5.14	5.02	3.5	3.2	FHS-08-10
	M8	12	16	15.57	6.2	5.14	5.02	3.5	3.2	FHS-08-12
	M8	16	16	15.57	6.2	5.14	5.02	3.5	3.2	FHS-08-16
	M8	20	16	15.57	6.2	5.14	5.02	3.5	3.2	FHS-08-20
	M8	25	16	15.57	6.2	5.14	5.02	3.5	3.2	FHS-08-25
	M8	30	16	15.57	6.2	5.14	5.02	3.5	3.2	FHS-08-30
Flat Head Hexagon Socket Screws-M10	M10	16	20	19.48	7.6	6.14	6.02	4.4	4.1	FHS-10-16
	M10	20	20	19.48	7.6	6.14	6.02	4.4	4.1	FHS-10-20
	M10	25	20	19.48	7.6	6.14	6.02	4.4	4.1	FHS-10-25
	M10	30	20	19.48	7.6	6.14	6.02	4.4	4.1	FHS-10-30
Flat Head Hexagon Socket Screws-M12	M12	20	24	23.48	9.6	8.175	8.025	4.6	4.3	FHS-12-20
	M12	25	24	23.48	9.6	8.175	8.025	4.6	4.3	FHS-12-25
	M12	30	24	23.48	9.6	8.175	8.025	4.6	4.3	FHS-12-30

FLAT WASHER

Material: Nickel plated steel



Description	d	dc	Mass (g/pcs)	Code No.
Flat Washer-M4	4.2	9	0.8	FW-04
Flat Washer-M5	5.3	10	0.8	FW-05
Flat Washer-M6	6.4	12.5	1.5	FW-06
Flat Washer-M8	8.4	17	1.5	FW-08
Flat Washer-M10	10.5	21	2	FW-10
Flat Washer-M12	13	24	2	FW-12



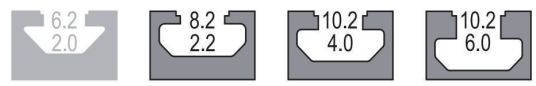
- ⊙ Anchor Connector
- ⊙ Die Caster Bracket
- ⊙ Angle Profile Bracket
- ⊙ Inner Bracket
- ⊙ Linear Bar Connector
- ⊙ Joining Plate
- ⊙ Butt Connector
- ⊙ End Connector
- ⊙ Screw Connector
- ⊙ Cubic Connector
- ⊙ Metal Connector Bracket



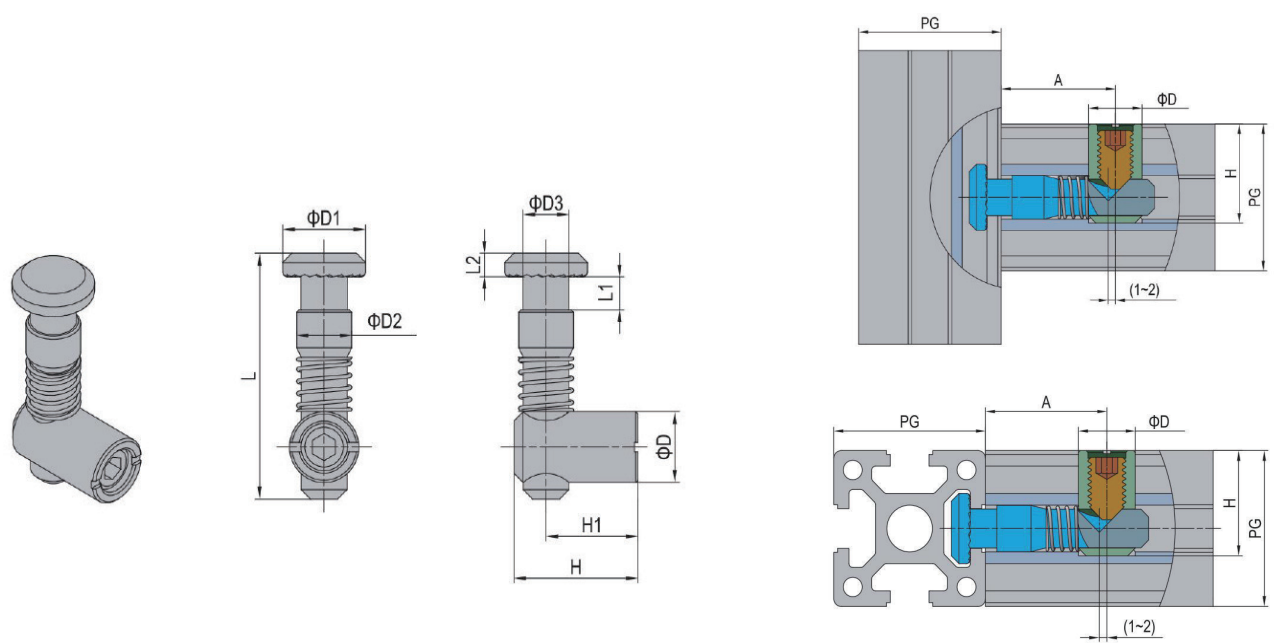
CONNECTING 3 ELEMENTS

ANCHOR CONNECTOR

Material: zinc plated steel



Universal

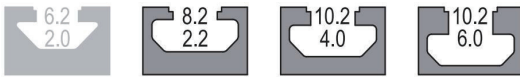


Description	A	D	H	H1	L1	L2	D1	D2	D3	L	Mass (g/unit)	Code No.
AP30-Universal 30	30	12	21	15	7	4	14	9.9	8	45	38	ACU-30
AP40-Universal40	32	15	27	20	7	5	18	11.9	10	52	58	ACU-40
AP45-Universal 45	30	15	29.5	22.5	7	5	18	11.9	10	52	60	ACU-45

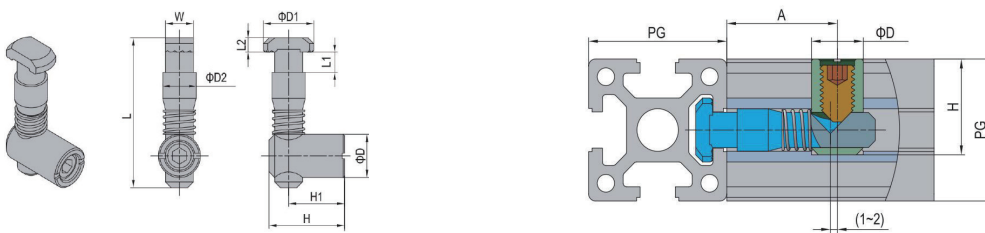
ANCHOR CONNECTOR



Material: zinc plated steel

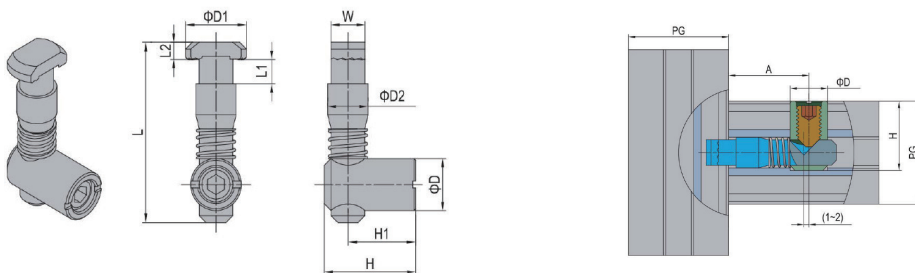


Standard (Model A)




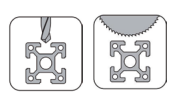
Description	A	D	H	H1	L1	L2	D1	D2	W	L	Mass (g/unit)	Code No.
AP30-Standard (Model A)	30	12	21	15	7	4	14	9.9	8	45	38	ACS-30A
AP40-Standard (Model A)	32	15	27	20	7	5	18	11.9	10	52	58	ACS-40A
AP45-Standard (Model A)	30	15	29.5	22.5	7	5	18	11.9	10	52	60	ACS-45A

Standard (Model B)

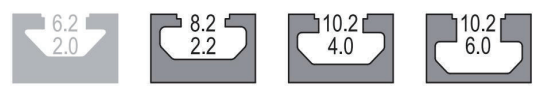


Description	A	D	H	H1	L1	L2	D1	D2	W	L	Mass (g/unit)	Code No.
AP30-Standard (Model B)	30	12	21	15	7	4	14	9.9	8	45	38	ACS-30B
AP40-Standard (Model B)	32	15	27	20	7	5	18	11.9	10	52	58	ACS-40B
AP45-Standard (Model B)	30	15	29.5	22.5	7	5	18	11.9	10	52	60	ACS-45B

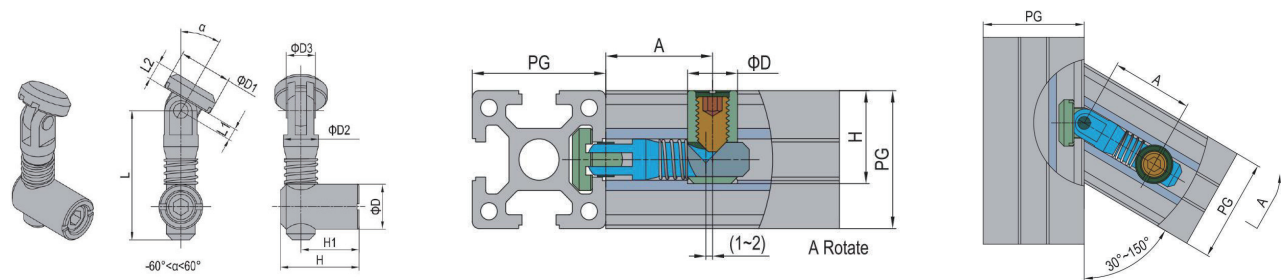
ANCHOR CONNECTOR



Material: zinc plated steel

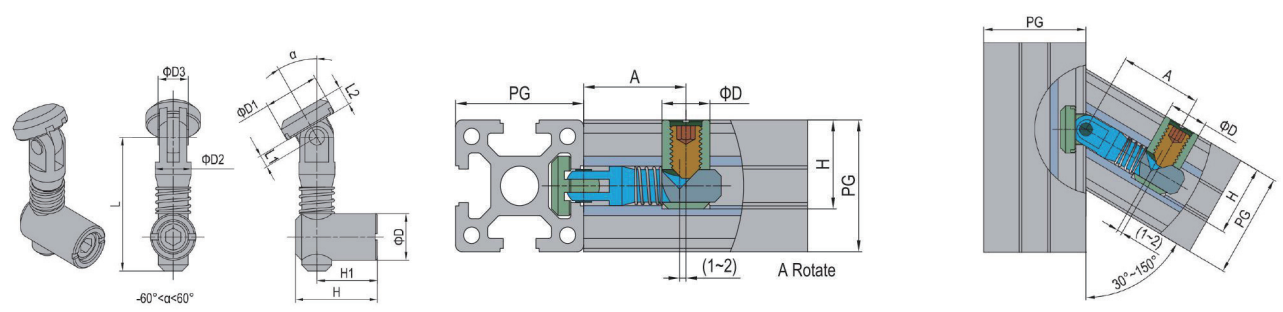


Oblique (Model A)



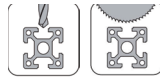
Description	A	D	H	H1	L1	L2	D1	D2	D3	L	Mass (g/unit)	Code No.
AP30-Standard (Model A)	30	12	21	15	2	5	14	9.9	8	39	55	ACO-30A
AP40-Standard (Model A)	32	15	27	20	4	6	18	11.9	10	43	72	ACO-40A
AP45-Standard (Model A)	30	15	29.5	22.5	6	5	18	11.9	10	43	78	ACO-45A

Oblique (Model B)

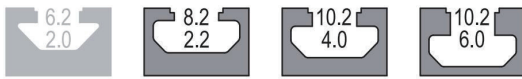


Description	A	D	H	H1	L1	L2	D1	D2	D3	L	Mass (g/unit)	Code No.
AP30-Standard (Model B)	30	12	21	15	2	5	14	9.9	8	39	55	ACO-30B
AP40-Standard (Model B)	32	15	27	20	4	6	18	11.9	10	43	72	ACO-40B
AP45-Standard (Model B)	30	15	29.5	22.5	6	5	18	11.9	10	43	78	ACO-45B

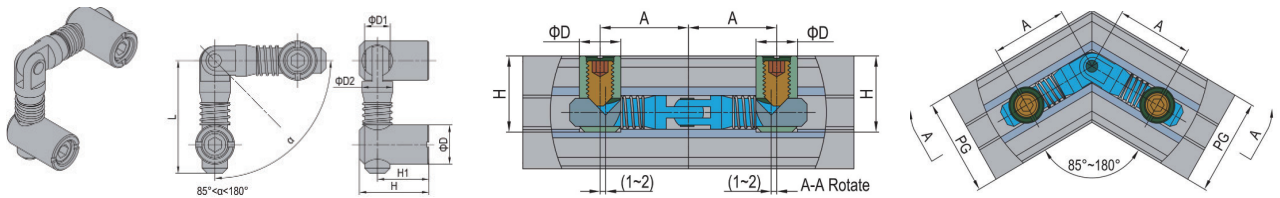
ANCHOR CONNECTOR



Material: zinc plated steel

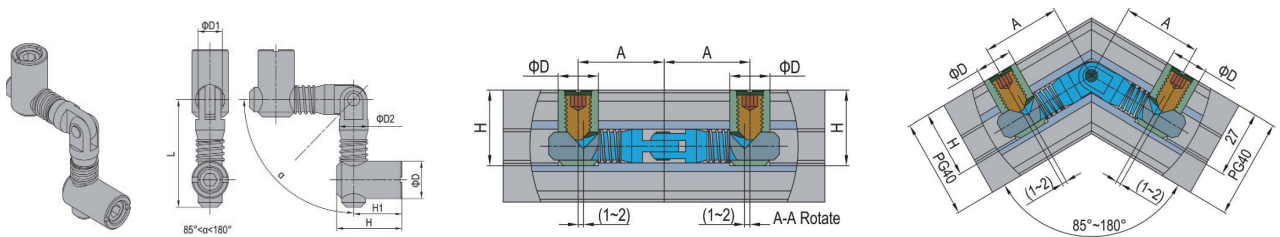


Miter (Model A)



Description	A	D	H	H1	D1	D2	L	Mass (g/unit)	Code No.
AP30-Miter (Model A)	30	12	21	15	8	9.9	38.8	63	ACM-30A
AP40-Miter (Model A)	32	15	27	20	10	11.9	43	97	ACM-40A
AP45-Miter (Model A)	32	15	29.5	22.5	10	11.9	43	100	ACM-45A

Standard (Model B)



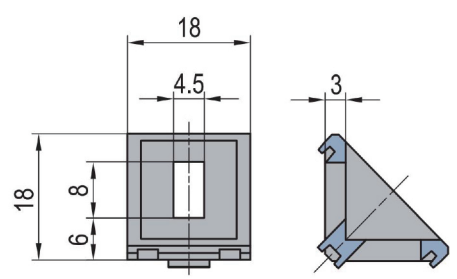
Description	A	D	H	H1	D1	D2	L	Mass (g/unit)	Code No.
AP30-Miter (Model B)	30	12	21	15	8	9.9	38.8	63	ACM-30B
AP40-Miter (Model B)	32	15	27	20	10	11.9	43	97	ACM-40B
AP45-Miter (Model B)	32	15	29.5	22.5	10	11.9	43	100	ACM-45B

DIE CAST BRACKET

Material: die cast aluminum



AP20-20x20

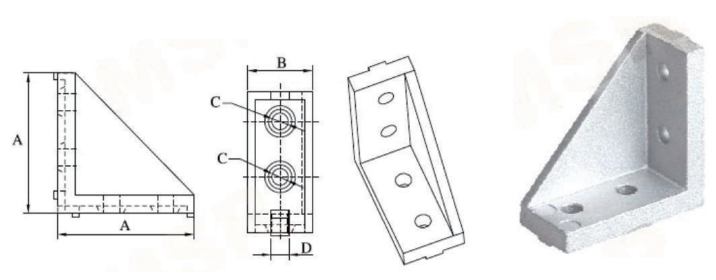


M	Fastening Set
	M4x8 Bolt zinc plated
	M4 T Nut nickel plated

Z	Fastening Set
	M4x8 Bolt zinc plated
	M4 Pre-set Nut nickel plated

Description	Fastening Set	Mass (g)	Part No.
AP20-20x20(pcs)		5	DCB20-2020-PCS
AP20-20x20(set M)	2xM	12	DCB20-2020-STM
AP20-20x20 (set Z)	2xZ		DCB20-2020-STZ

AP20-20x40



M	Fastening Set
	M4x8 Bolt zinc plated
	M4 T Nut nickel plated

Z	Fastening Set
	M4x8 Bolt zinc plated
	M4 Pre-set Nut nickel plated

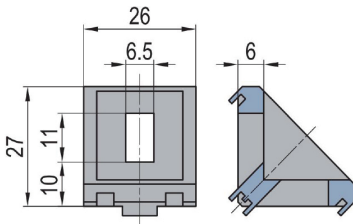
Description	A	B	C	D	Fastening Set	Mass (g)	Part No.
AP20-20x40(pcs)						16	DCB20-2040-PC
AP20-20x40(set M)	38	18	4.5	5	4xM	20	DCB20-2040-STM
AP20-20x40 (set Z)					4xZ	20	DCB20-2040-STZ

DIE CAST BRACKET

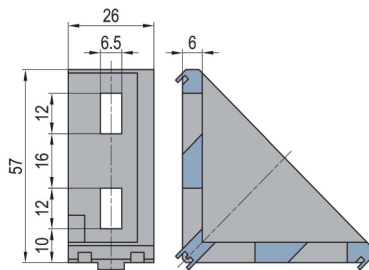
Material: die cast aluminum



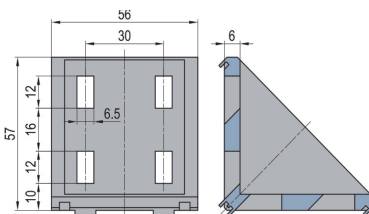
AP30-30x30



AP30-30x60



AP30-60x60



A	Fastening Set	B	Fastening Set
	M6x12 Bolt zinc plated		M6x12 Bolt zinc plated
	M6 T Nut nickel plated		M6 Pre-set Nut nickel plated

Description	Fastening Set	Mass(g)	Code No.
AP30-30x30(pcs)		21	DCB30-3030-PCS
AP30-30x30(set A)	2xA	42	DCB30-3030-STA
AP30-30x30(set B)	2xB	48	DCB30-3030-STB
AP30-30x60(pcs)		53	DCB30-3060-PCS
AP30-30x60(set A)	4xA	93	DCB30-3060-STA
AP30-30x60(set B)	4xB	105	DCB30-3060-STB
AP30-60x60(pcs)		120	DCB30-6060-PCS
AP30-60x60(set A)	8xA	200	DCB30-6060-STA
AP30-60x60 (set B)	8xB	224	DCB30-6060-STB

DIE CAST BRACKET

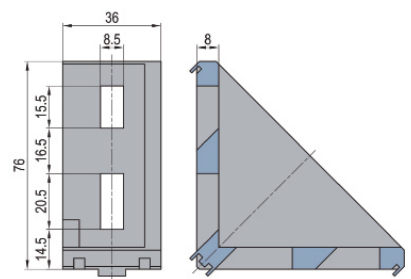
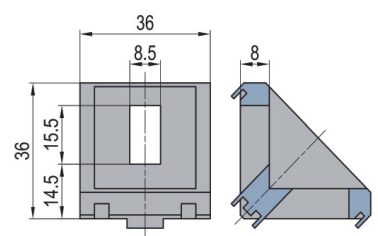
Material: die cast aluminum



C	Fastening Set	D	Fastening Set	E	Fastening Set
	 M8 Flange Nut zinc plated M8x16 T Bolt nickel plated		 M8x16 Bolt zinc plated M8 T Nut nickel plated		 M8x16 Bolt zinc plated M8 Pre-set Nut nickel plated

AP40-40x40

AP40-40x80



Description	Fastening Set	Mass(g)	Code No.
AP40-40x40 (pcs)		50	DCB40-4040-08-PCS
AP40-40x40 (set C)	2xC	92	DCB40-4040-08-STC
AP40-40x40 (set D)	2xD	92	DCB40-4040-08-STD
AP40-40x40 (set E)	2xE	106	DCB40-4040-08-STE
AP40-40x80 (pcs)		125	DCB40-4080-08-PCS
AP40-40x80 (set C)	4xC	210	DCB40-4080-08-STC

DIE CAST BRACKET

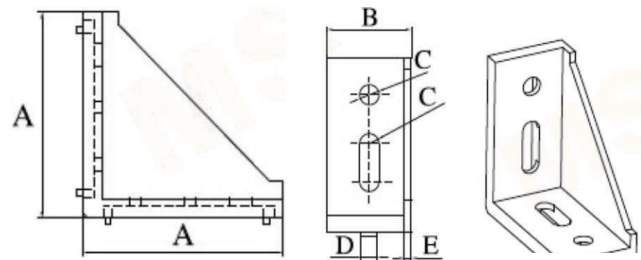
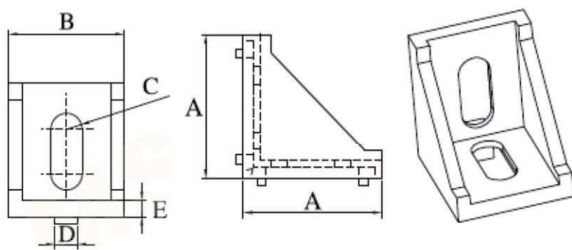
Material: die cast aluminum



C	Fastening Set	D	Fastening Set	E	Fastening Set
	M8 Flange Nut zinc plated		M8x16 Bolt zinc plated		M8x16 Bolt zinc plated
	M8x16 T Bolt nickel plated		M8 T Nut nickel plated		M8 Pre-set Nut nickel plated

AP40-40x40

AP40-40x80









Description	A	B	C	D	E	Fastening Set	Mass (g)	Code No.
AP40-40x40 (pcs)	40	35	9.4	8	5		50	DCB40-4040-10-PCS
AP40-40x40 (set C)	40	35	9.4	8	5	2xC	92	DCB40-4040-10-STC
AP40-40x40(set D)	40	35	9.4	8	5	2xD	92	DCB40-4040-10-STD
AP40-40x40 (set E)	40	35	9.4	8	5	2xE	106	DCB40-4040-10-STE
AP40-40x80 (pcs)	78	40	8.5	8	3.5		125	DCB40-4080-10-PCS
AP40-40x80(set C)	78	40	8.5	8	3.5	4xC	210	DCB40-4080-10-STC

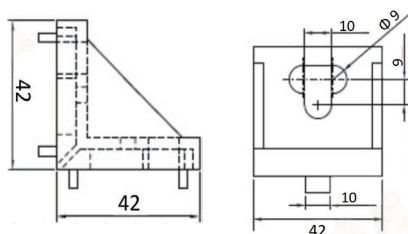
DIE CAST BRACKET

Material: die cast aluminum

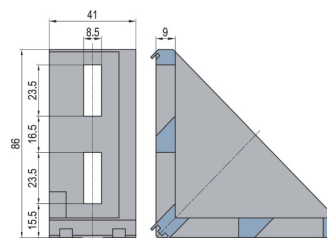


H	Fastening Set	J	Fastening Set	K	Fastening Set
	M8 Flange Nut zinc plated		M8x25 Bolt zinc plated		M8x25 Bolt zinc plated
	M8x25 T Bolt nickel plated		M8 T Nut nickel plated		M8 Pre-set Nut nickel plated

AP45-45x45



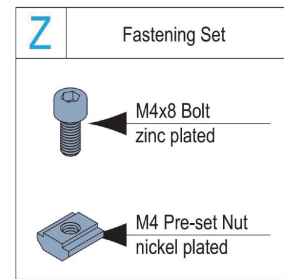
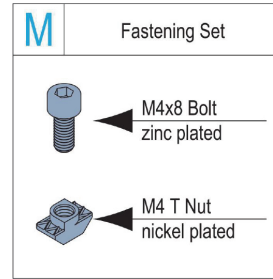
AP45-45x90



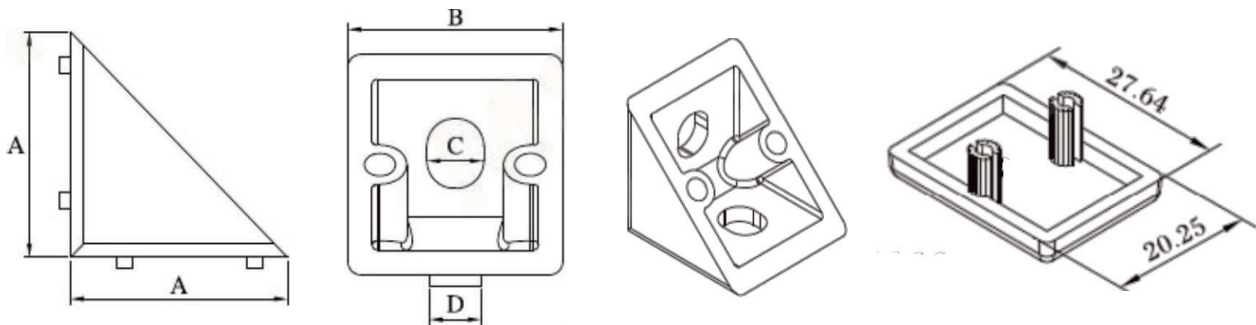
Description	Fastening Set	Mass (g)	Code No.
AP45-45x45(pcs)		72	DCB45-4545-PC
AP45-45x45(set H)	2xH	118	DCB45-4545-STH
AP45-45x45 (set J)	2xJ	122	DCB45-4545-STJ
AP45-45x45(set K)	2xK	134	DCB45-4545-STK
AP45-45x90(pcs)		190	DCB45-4590-PC
AP45-45x90(set H)	4xH	282	DCB45-4590-STH
AP45-45x90 (set J)	4xJ	290	DCB45-4590-STJ
AP45-45x90(set K)	4xK	314	DCB45-4590-STK

DIE CAST BRACKET WITH CAP

Material: die cast aluminum & plastic



AP20Cap-20x20



Description	A	B	C	D	Fastening Set	Mass (g)	Part No.
AP20Cap-20x20(pcs)	20	20	5.3	5		5.9	DCB-CAP20-2020-PCS
AP20CAP-20x20(set M)	20	20	5.3	5	2xM	6.2	DCB-CAP20-2020-STM
AP20-20x20 (set Z)	20	20	5.3	5	2xZ	6.3	DCB-CAP20-2020-STZ

DIE CAST BRACKET WITH CAP

Material: diecast aluminum & plastic

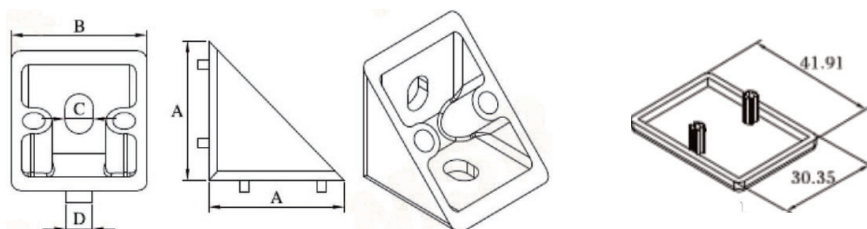
A Fastening Set

- M6x12 Bolt zinc plated
- M6 T Nut nickel plated

B Fastening Set

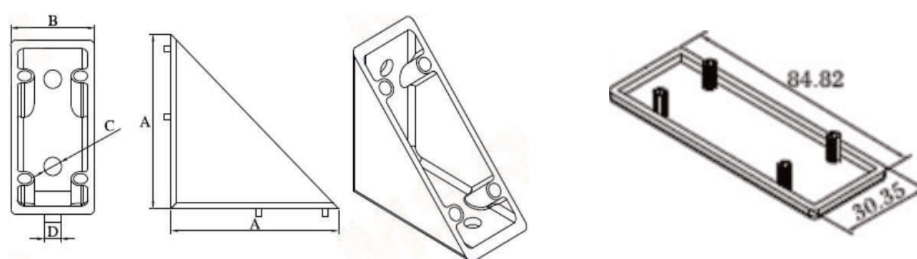
- M6x12 Bolt zinc plated
- M6 Pre-set Nut nickel plated

AP30Cap-30x30



Description	A	B	C	D	Fastening Set	Mass(g)	Part No.
AP30Cap-30x30(pcs)	30	30	6.3	8		19	DCB-CAP30-3030-PCS
AP30Cap-30x30 (set A)	30	30	6.3	8	2xA	20.1	DCB-CAP30-3030-STA
AP30Cap-30x30 (set B)	30	30	6.3	8	2xB	20.2	DCB-CAP30-3030-STB

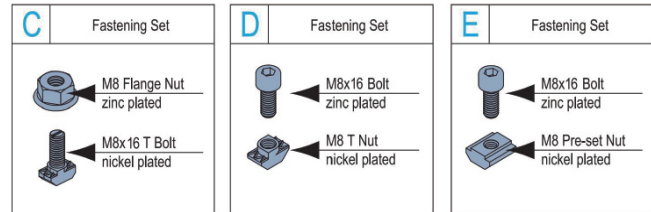
AP30Cap-30x60



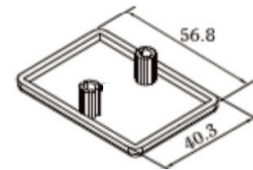
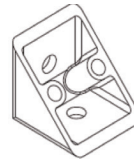
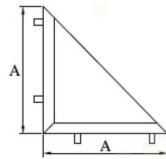
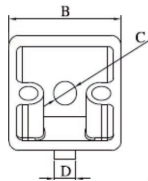
Description	A	B	C	D	Fastening Set	Mass (g)	Part No.
AP30Cap-30x60 (pcs)	30	30	6.3	8		50	DCB-CAP30-3060-PCS
AP30Cap-30x60(set A)	30	30	6.3	8	4xA	50.2	DCB-CAP30-3060-STA
AP30Cap-30x60 (set B)	30	30	6.3	8	4xB	50.3	DCB-CAP30-3060-STB

DIE CAST BRACKET WITH CAP

Material: diecast aluminum & plastic

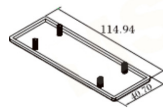
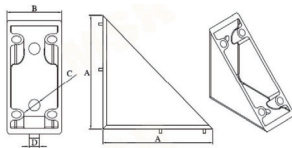


AP40Cap-40x40



Description	A	B	C	D	Fastening Set	Mass (g)	Part No.
AP40Cap-40x40-slot8-pcs	40	80	8.3	8		41	DCB-CAP40-4040-08-PCS
AP40Cap-40x40-slot8 (set C)	40	80	8.3	8	2xC	41.2	DCB-CAP40-4040-08-STC
AP40Cap-40x40-slot8(set D)	40	80	8.3	8	2xD	41.3	DCB-CAP40-4040-08-STD
AP40Cap-40x40-slot8 (set E)	40	80	8.3	8	2xE	41.3	DCB-CAP40-4040-08-STE
AP40Cap-40x40-slot10-pcs	40	80	8.3	8.5		42	DCB-CAP40-4040-10-PCS
AP40Cap-40x40-slot10 (set C)	40	80	8.3	8.5	2xC	42.2	DCB-CAP40-4040-10-STC
AP40Cap-40x40-slot10 (set D)	40	80	8.3	8.5	2xD	42.3	DCB-CAP40-4040-10-STD
AP40Cap-40x40-slot10 (set E)	40	80	8.3	8.5	2xE	42.3	DCB-CAP40-4040-10-STE

AP40Cap-40x80



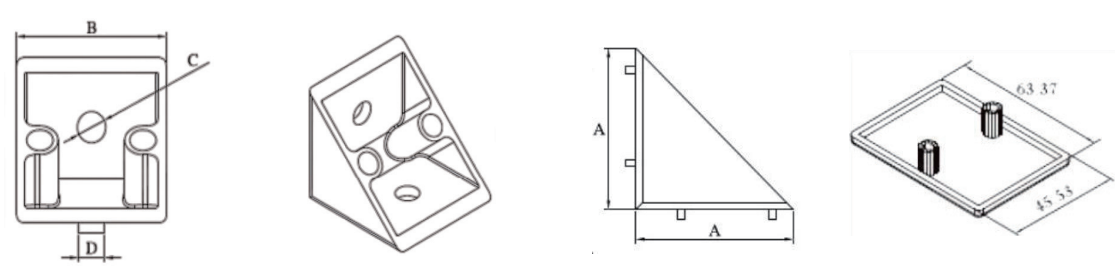
Description	A	B	C	D	Fastening Set	Mass (g)	Part No.
AP40Cap-40x80-slot8-pcs	80	40	8.3	8		110	DCB-CAP40-4080-08-PCS
AP40Cap-40x80-slot8 (set C)	80	40	8.3	8	4xC	110.2	DCB-CAP40-4080-08-STC
AP40Cap-40x80-slot10 (set D)	80	40	8.3	8.5	4xD	111	DCB-CAP40-4080-10-PCS
AP40Cap-40x80-slot10 (set E)	80	40	8.3	8.5	4xE	111.2	DCB-CAP40-4080-10-STC

DIE CAST BRACKET CAP

Material: diecast aluminum & plastic

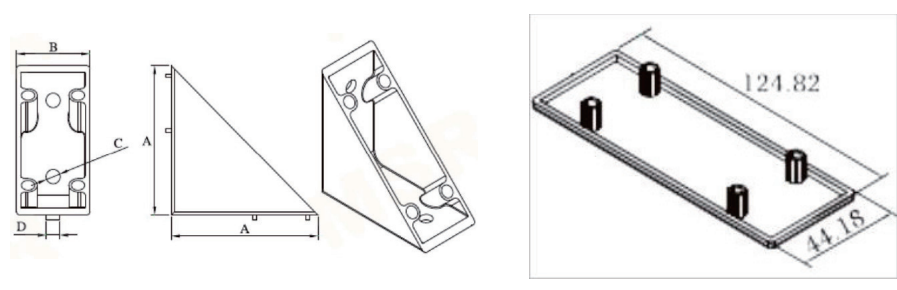
H	Fastening Set	J	Fastening Set	K	Fastening Set
 M8 Flange Nut zinc plated M8x25 T Bolt nickel plated		 M8x25 Bolt zinc plated M8 T Nut nickel plated		 M8x25 Bolt zinc plated M8 Pre-set Nut nickel plated	

AP45Cap-45x45



Description	A	B	C	D	Mass(g)	Fastening Set	Part No.
AP45Cap-45x45-pcs	45	45	8.3	8.5	55		DCB-CAP45-4545-PCS
AP45Cap-45x45(set H)	45	45	8.3	8.5	55.2	2xH	DCB-CAP45-4545-STH
AP45Cap-45x45(set J)	45	45	8.3	8.5	55.2	2xJ	DCB-CAP45-4545-STJ
AP45Cap-45x45(set K)	45	45	8.3	8.5	55.2	2xK	DCB-CAP45-4545-STK

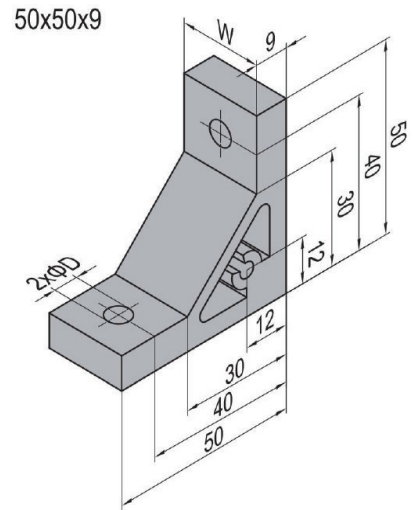
AP45Cap-45x90















Description	A	B	C	D	Mass(g)	Fastening Set	Part No.
AP45Cap-45x90-pcs	88	45	8.3	8	137		DCB-CAP45-4590-PCS
AP45Cap-45x90(set H)	88	45	8.3	8	137	4xH	DCB-CAP45-4590-STH
AP45Cap-45x90-(set J)	88	45	8.3	8	137	4xJ	DCB-CAP45-4545-STJ
AP45Cap-45x90(set K)	88	45	8.3	8	137	4xK	DCB-CAP45-4590-STK

ANGLE PROFILE BRACKET

Material: aluminium, anodized (cutting end not anodized)

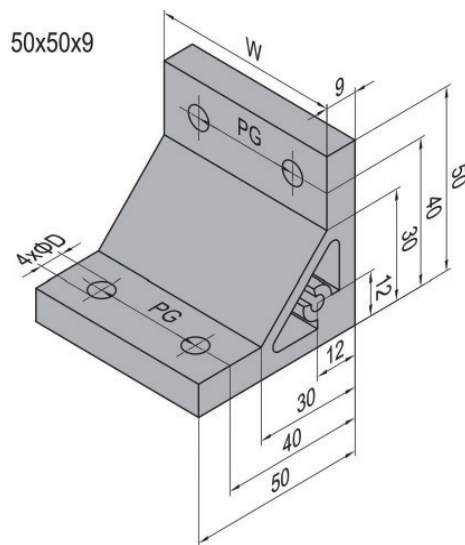


D	Fastening Set	U	Fastening Set	V	Fastening Set
	M8x20 Bolt zinc plated		M4x14 Bolt zinc plated		M6x16 Bolt zinc plated
	M8 Washer zinc plated		M4 Washer zinc plated		M6 Washer zinc plated
	M8 T Nut nickel plated		M4 T Nut nickel plated		M6 T Nut nickel plated

Application	Description	D(mm)	W(mm)	Fastening Set	Mass (g)	Code No.
AP20 20mm 	50-20-20(pcs)	4.5	14		31	APB50-20-20-PCS
	50-20-20(set)	4.5	14	2xU	43	APB50-20-20-STU
AP30 30mm 	50-30-30(pcs)	6.5	22		48	APB50-30-30-PCS
	50-30-30(set)	6.5	22	2xV	71	APB50-30-30-STV
AP40 40mm 	50-40-40(pcs)	8.5	30		66	APB50-40-40-PCS
	50-40-40(set)	8.5	30	2xD	112	APB50-40-40-STD
AP45 45mm 	50-45-45(pcs)	8.5	35		77	APB50-45-45-PCS
	50-45-45(set)	8.5	35	2xD	123	APB50-45-45-STD

ANGLE PROFILE BRACKET

Material: aluminium, anodized (cutting end not anodized)



D	Fastening Set	U	Fastening Set	V	Fastening Set
	M8x20 Bolt zinc plated		M4x14 Bolt zinc plated		M6x16 Bolt zinc plated
	M8 Washer zinc plated		M4 Washer zinc plated		M6 Washer zinc plated
	M8 T Nut nickel plated		M4 T Nut nickel plated		M6 T Nut nickel plated

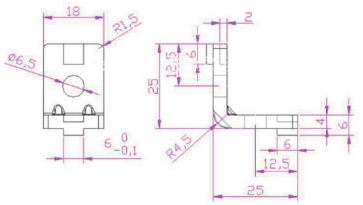
Application	Description	D(mm)	W(mm)	PG(mm)	Fastening Set	Mass(g)	Code No.
AP20 40mm 	50-20-40(pcs)	4.5	34	20		75	AP5B0-20-40-PCS
	50-20-40(set)	4.5	34	20	4xU	95	APB50-20-40-STU
AP30 60mm 	50-30-60(pcs)	6.5	52	30		114	APB50-30-60-PCS
	50-30-60(set)	6.5	52	30	4xV	156	APB50-30-60-STV
AP40 80mm 	50-40-80(pcs)	8.5	70	40		154	APB50-40-80-PCS
	50-40-80(set)	8.5	70	40	4xD	240	APB50-40-80-STD
AP45 90mm 	50-45-90(pcs)	8.5	80	45		176	APB50-45-90-PCS
	50-45-90(set)	8.5	80	45	4xD	262	APB50-45-90-STD

METAL CONNECTOR BRACKET

Material: nickel plated steel

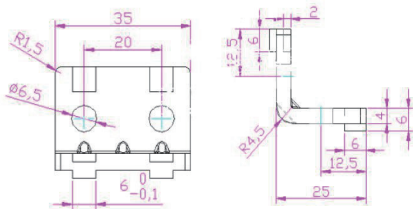


AP2020-06

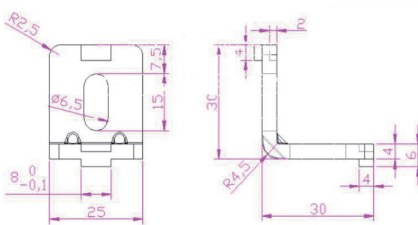


A	Fastening Set	B	Fastening Set	M	Fastening Set	Z	Fastening Set
	M6x12 Bolt zinc plated		M6x12 Bolt zinc plated		M4x8 Bolt zinc plated		M4x8 Bolt zinc plated
	M6 Washer zinc plated		M6 Washer zinc plated		M4 T Nut nickel plated		M4 T Nut nickel plated
	M6 T Nut nickel plated		M6 Pre-set Nut nickel plated		M4 Pre-set Nut nickel plated		M4 Pre-set Nut nickel plated

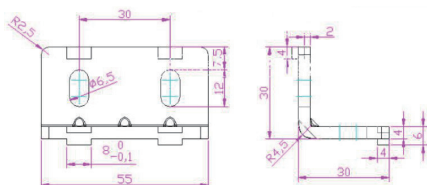
AP2040-06



AP3030-08



AP3060-08













Description	Fastening Set	Mass(g)	Code No.
AP20-20x20(pcs)		6	MCB20-2020-PCS
AP20-20x20 (set M)	2xM	13	MCB20-2020-STM
AP20-20x20 (set Z)	2xZ	13	MCB20-2020-STZ
AP20-20x40(pcs)		18	MCB20-2040-PCS
AP20-20x40 (set M)	4xM	22	MCB20-2040-STM
AP20-20x40(set Z)	4xZ	22	MCB20-2040-STZ
AP30-30x30(pcs)		21	MCB30-3030-PCS
AP30-30x30 (set A)	2xA	43	MCB30-3030-STA
AP30-30x30 (set B)	2xB	49	MCB30-3030-STB
AP30-30x60(pcs)		54	MCB30-3060-PCS
AP30-30x60 (set A)	4xA	94	MCB30-3060-STA
AP30-30x60 (set B)	4xB	106	MCB30-3060-STB

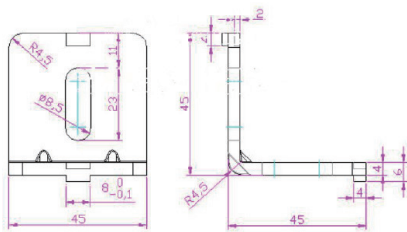
METAL CONNECTOR BRACKET

Material: nickel plated steel

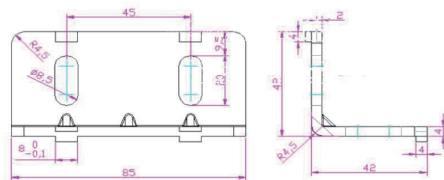


H	Fastening Set	J	Fastening Set	K	Fastening Set
	M8 Flange Nut zinc plated		M8x25 Bolt zinc plated		M8x25 Bolt zinc plated
	M8x25 T Bolt nickel plated		M8 Spring Washer zinc plated		M8 Spring Washer zinc plated
			M8 Washer zinc plated		M8 Washer zinc plated
			M8 T Nut nickel plated		M8 Pre-set Nut nickel plated

AP4545-10



AP4590-10











Description	Fastening Set	Mass (g)	Code No.
AP45-45x45(pcs)		11	MCB45-4545-PCS
AP45-45x45(set H)	2xH	18	MCB45-4545-STH
AP45-45x45(set J)	2xJ	18	MCB45-4545-STJ
AP45-45x45(set K)	2xK	22	MCB45-4545-STK
AP45-45x90(pcs)		25	MCB45-4590-PCS
AP45-45x90(set H)	4xH	33	MCB45-4590-STH
AP45-45x90(set J)	4xJ	33	MCB45-4590-STJ
AP45-45x90(set K)	4xK	51	MCB45-4590-STK

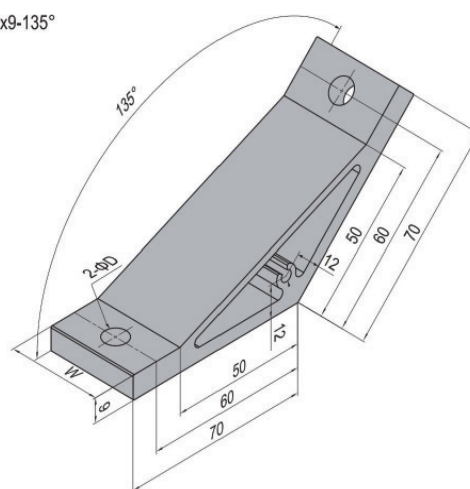
ANGLE PROFILE BRACKET






70x70x9-135°

Material: aluminium, anodized (cutting end not anodized)

D	Fastening Set	V	Fastening Set
	 M8x20 Bolt zinc plated  M8 Washer zinc plated  M8 T Nut nickel plated		 M6x16 Bolt zinc plated  M6 Washer zinc plated  M6 T Nut nickel plated



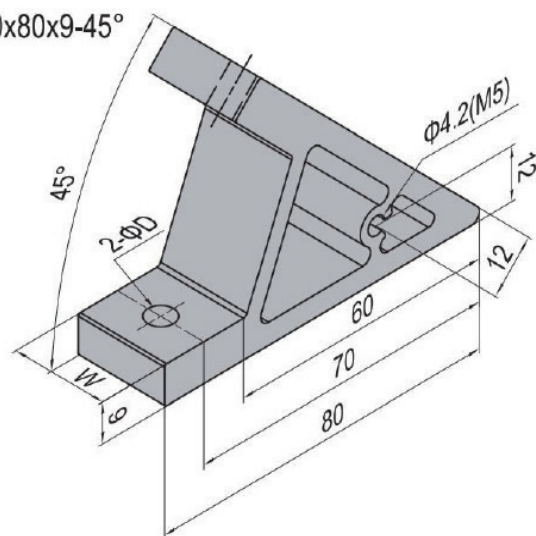
Application	Description	D (mm)	W (mm)	Fastening Set	Mass (g)	Code No.
AP30 30mm 	70-30-30(pcs)	7.0	22		71	APB70-30-30-PCS
	70-30-30(set)	7	22	2xV	94	APG70-30-30-STV
AP40 40mm 	70-40-40(pcs)	9.0	30		96	APG70-40-40-PCS
	70-40-40(set)	9	30	2xD	142	APG70-40-40-STD
AP45 45mm 	70-45-45(pcs)	9.0	35		113	APG70-45-45-PCS
	70-45-45(set)	9	35	2xD	159	APG70-45-45-STD

ANGLE PROFILE BRACKET



80x80x9-45°

Material: aluminium, anodized (cutting end not anodized)



D	Fastening Set
	M8x20 Bolt zinc plated
	M8 Washer zinc plated
	M8 T Nut nickel plated

V	Fastening Set
	M6x16 Bolt zinc plated
	M6 Washer zinc plated
	M6 T Nut nickel plated

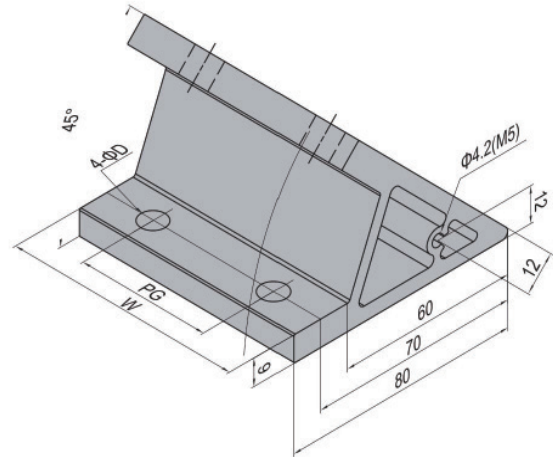
Application	Description	D (mm)	W (mm)	Fastening Set	Mass (g)	Code No.
AP30 30mm 	80-30-30(pcs)	7.0	22		68	APB80-30-30-PCS
	80-30-30(set)	7	22	2xV	91	APB80-30-30-STV
AP40 40mm 	80-40-40(pcs)	9.0	30		89	APB80-40-40-PCS
	80-40-40(pcs)	9	30	2xD	135	APB80-40-40-STD
AP45 45mm 	80-45-45(pcs)	9.0	35		105	APB80-45-45-PCS
	80-45-45(set)	9	35	2xD	151	APB80-45-45-STD

ANGLE PROFILE BRACKET



80x80x9-45°

Material: aluminium, anodized (cutting end not anodized)



D	Fastening Set
	M8x20 Bolt zinc plated
	M8 Washer zinc plated
	M8 T Nut nickel plated

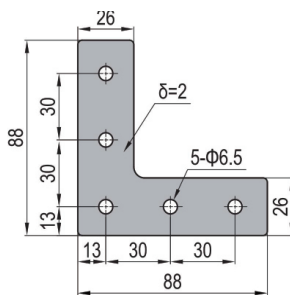
V	Fastening Set
	M6x16 Bolt zinc plated
	M6 Washer zinc plated
	M6 T Nut nickel plated

Application	Description	D (mm)	W (mm)	Fastening Set	Mass(g)	Code No.
AP30 60mm 	80-30-60(pcs)	7.0	52		156	APB80-30-60-PCS
	80-30-60(set)	7	52	4xV	198	APG80-30-60-STV
AP40 80mm 	80-40-80(pcs)	9.0	70		209	APG80-40-80-PCS
	80-40-80(pcs)	9	70	4xD	295	APG80-40-80-STD
AP45 90mm 	80-45-90(pcs)	9.0	80		240	APG80-45-90-PCS
	80-45-90(set)	9	80	4xD	326	APG80-45-90-STD

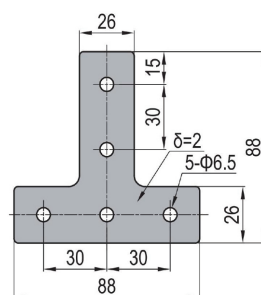
MATERIAL: ZINC PLATED STEEL



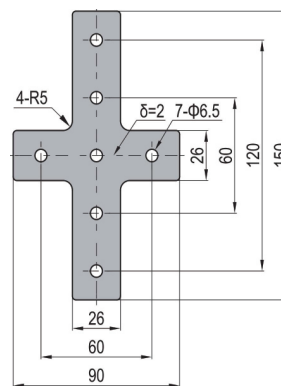
AP30-3030-01



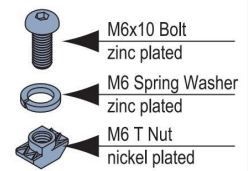
AP30-3030-02



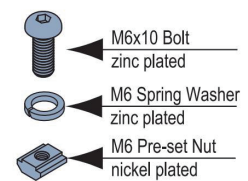
AP30-3030-03



PG Fastening Set



PH Fastening Set

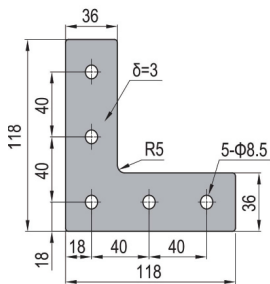


Description	Fastening Set	Mass(g)	Code No.
AP30-3030-01(pcs)		58	JP30-3030-01-PCS
AP30-3030-01 (set PG)	5xPG	92	JP30-3030-01-STPG
AP30-3030-01 (set PH)	5xPH	112	JP30-3030-01-STPH
AP30-3030-02 (pcs)		58	JP30-3030-02-PCS
AP30-3030-02 (set PG)	5xPG	92	JP30-3030-02-STPG
AP30-3030-02 (set PH)	5xPH	112	JP30-3030-02-STPH
AP30-3030-03(pcs)		83	JP30-3030-03-PCS
AP30-3030-03(set PG)	7xPG	130	JP30-3030-03-STPG
AP30-3030-03 (set PH)	7xPH	158	JP30-3030-03-STPG

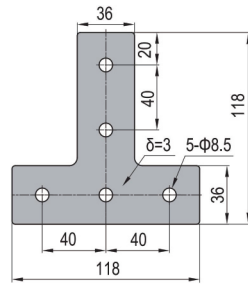
MATERIAL: ZINC PLATED STEEL



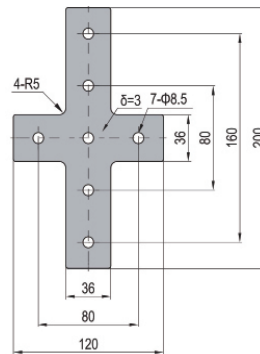
AP40-4040-01



AP40-4040-02



AP40-4040-03

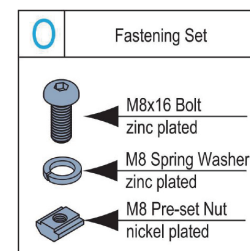
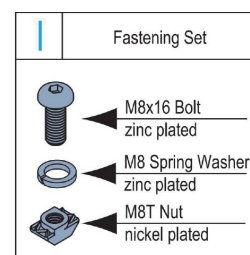
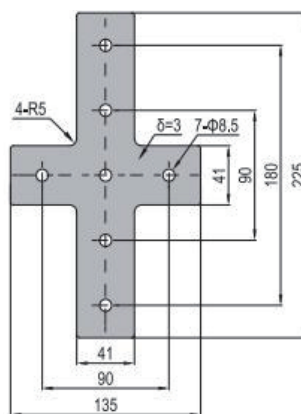
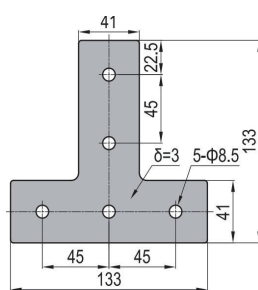
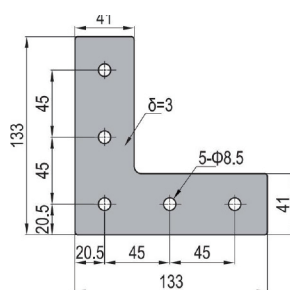


X	Fastening Set
	M8x12 Bolt zinc plated
	M8 Spring Washer zinc plated
	M8 T Nut nickel plated

Y	Fastening Set
	M8x12 Bolt zinc plated
	M8 Spring Washer zinc plated
	M8 Pre-set Nut nickel plated

Description	Fastening Set	Mass(g)	Code No.
AP40-4040-01(pcs)		147	JP40-4040-01-PCS
AP40-4040-01(set X)	5xX	217	JP40-4040-01-STX
AP40-4040-01 (set Y)	5xY	257	JP40-4040-01-STY
AP40-4040-02(pcs)		149	JP40-4040-02-PCS
AP40-4040-02 (set X)	5xX	219	JP40-4040-02-STX
AP40-4040-02 (set Y)	5xY	259	JP40-4040-02-STY
AP40-4040-03(pcs)		230	JP40-4040-03-PCS
AP40-4040-03(set X)	7xX	328	JP40-4040-03-STX
AP40-4040-03(set Y)	7xY	384	JP40-4040-03-STY

MATERIAL: ZINC PLATED STEEL

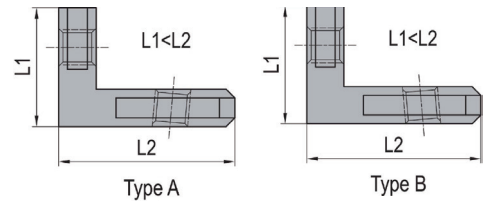



Description	Fastening Set	Mass(g)	Code No.
AP45-4545-01(pcs)		209	JP45-4545-01-PCS
AP45-4545-01(set I)	5xl	288	JP45-4545-01-STI
AP45-4545-01 (set O)	5x0	328	JP45-4545-01-STO
AP45-4545-02(pcs)		209	JP45-4545-02-PCS
AP45-4545-02 (set I)	5xl	288	JP45-4545-02-STI
AP45-4545-02 (set O)	5x0	328	JP45-4545-02-STO
AP45-4545-03(pcs)		297	JP45-4545-03-PCS
AP45-4545-03(set I)	7xl	408	JP45-4545-03-STI
AP45-4545-03 (set O)	7x0	464	JP45-4545-03-STO

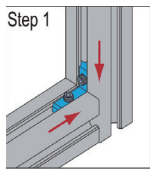
INNER BRACKET (WITH TOP THREAD)

Inner bracket is with low cost and high efficiency, widely used for the assembly of door, window and protection frame.

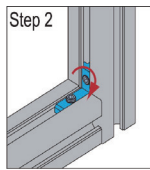
Material: bracket-diecast zinc top thread-zinc plated steel



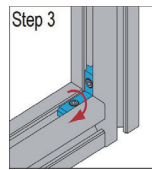
TYPE A



set parts in position

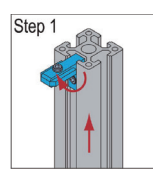


tighten L1top thread

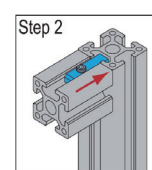


tighten L2top thread

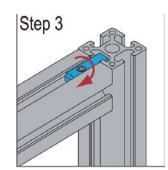
TYPE B



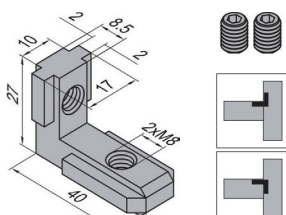
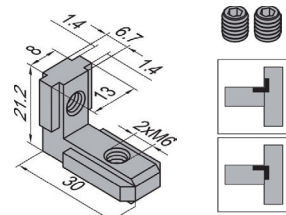
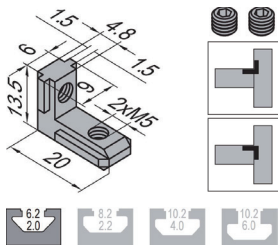
set parts in position



tighten L1top thread



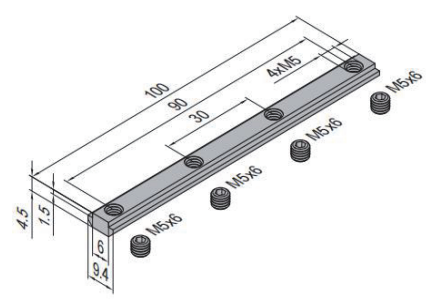
tighten L2top thread



Description	Fastening Set	Code No.
Inner Bracket-6-A(with top thread)	6	IB-06A
Inner Bracket-6-B(with top thread)	6	IB-06B
Inner Bracket-8-A(with top thread)	18	IB-08A
Inner Bracket-8-B(with top thread)	18	IB-08B
Inner Bracket-10-A(with top thread)	36	IB-10A
Inner Bracket-10-B(with top thread)	36	IB-10B

LINEAR BAR CONNECTOR(WITH TOP THREAD)

Material: zinc plated steel
Linear bar Connector-6

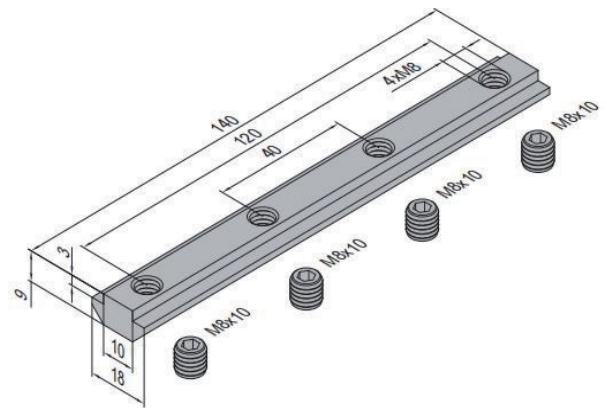
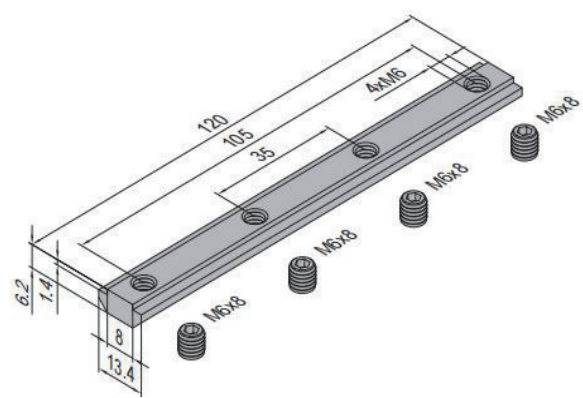


Reliability	★★★★★
Efficiency	★★★★
Economical	★★★★



Linear Bar Connector-8

Linear Bar Connector-10



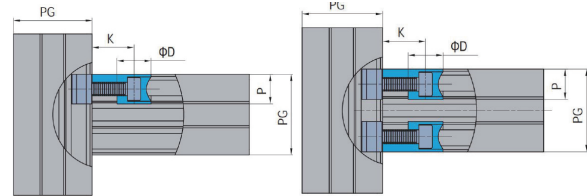
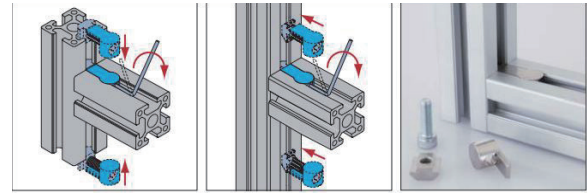
Description	Mass(g/pcs)	Code No.
Linear Bar Connector-6(with top thread)	27	IBC-06
Linear Bar Connector-8(with top thread)	65	IBC-08
Linear Bar Connector-10(with top thread)	132	IBC-10

BUTT CONNECTOR

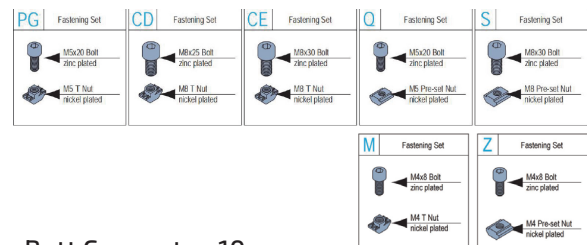
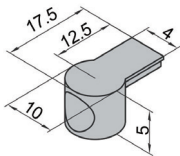


Butt Connector is used for profile affiliating connection and widely used in clean room.

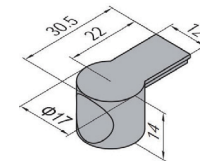
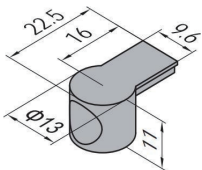
Material: zinc alloy, nickel plated



Butt Connector-6



Butt Connector-8



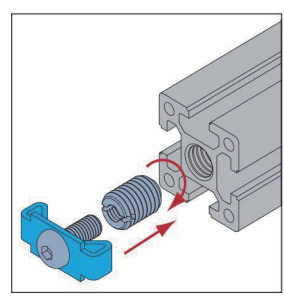
Butt Connector-10

Description	AP	K (mm)	D (mm)	P (mm)	Fastening Set	Mass(g)	Code No.
Butt Connector-6(pcs)	AP20	8	9	8		7	BC-06-PCS
Butt Connector-6(set M)					1xM	14	BC-06-STQ
Butt Connector-6(set Z)					1xZ	14	BC-06-STPG
Butt Connector-8(pcs)	AP30	16	13	11		9	BC-08-PCS
Butt Connector-8(set Q)					1xQ	20	BC-08-STQ
Butt Connector-8(set PG)					1xPG	18	BC-08-STPG
Butt Connector-10(pcs)	AP40/AP45	22	17	14		15	BC-10-04-PCS
Butt Connector-10-4(set S)	AP40				1xS	41	BC-10-04-STQ
Butt Connector-10-4(set CD)					1xCD	37	BC-10-04-STCD
Butt Connector-10-6(set S)	AP45				1xS	43	BC-10-06-STQ
Butt Connector-10-6(set CE)					1xCE	39	BC-10-06-STCE

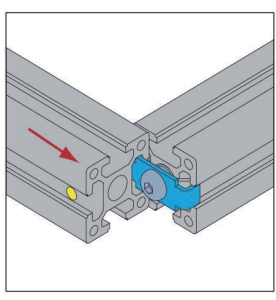
END CONNECTOR

End connector is also called butterfly button connector due to its shape which can hide itself completely in aluminum profile, so it is widely used for frame structures in clean room.

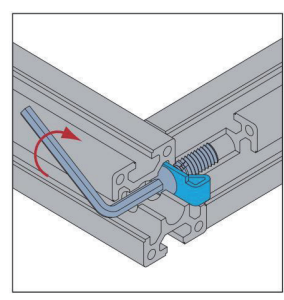
Material: nickel plated steel



End Connector-6



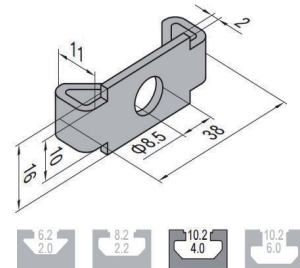
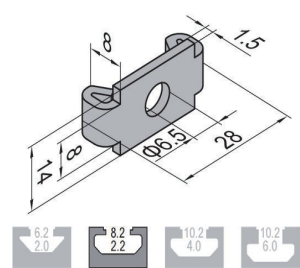
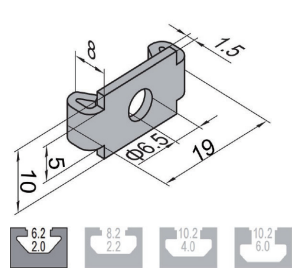
End Connector-8



End Connector-10

FA Fastening Set

- M6x20 Bolt zinc plated
- M12→M6 Hole Reducer Bolt nickel plated


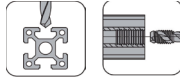


FB Fastening Set

- M8x20 Bolt zinc plated
- M14→M8 Hole Reducer Bolt nickel plated

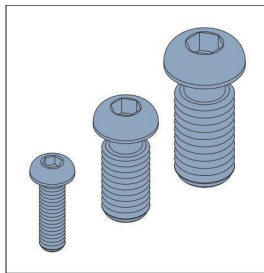
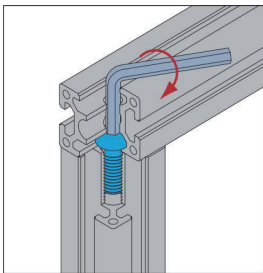
Description	AP	Fastening Set	Mass (g)	Code No.
End Connector-6(pcs)	AP20		7	EC20-06-PCS
End Connector-6(set)		1xFA	23	EC20-06-STFA
End Connector-8(pcs)	AP30		7	EC30-08-PCS
End Connector-8(set)		1xFA	23	EC30-08-STFA
End Connector-10(pcs)	AP40/AP45		13	EC30-10-PCS
End Connector-10(set)		1xFB	38	EC30-10-STFB

SCREW CONNECTOR



A simple and economic way to replace end connector with more connection reliability.

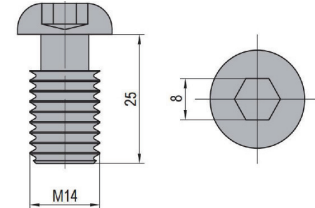
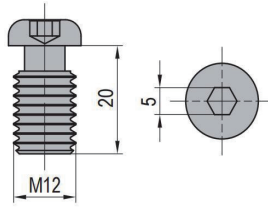
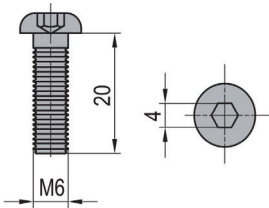
Material: nickel plated steel



Screw Connector-6


Screw Connector-8

Screw Connector-10



Description	Mass(g)	Part No.
Screw Connector-6	7	SC-06
Screw Connector-8	17	SC-08
Screw Connector-10	31	SC-10

CUBIC CONNECTOR



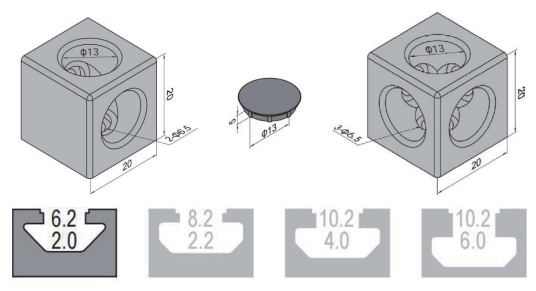
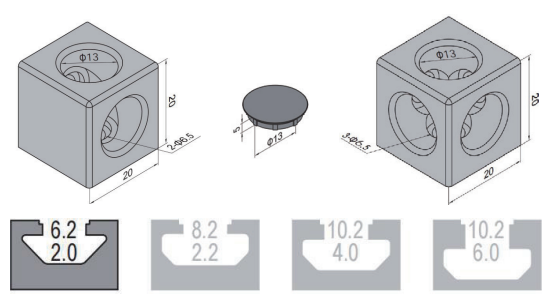
Material: Connector-diecast aluminum Cap-black ABS

Cubic Connector-2020-2

Cubic Connector-2020-3


Cubic Connector-3030-2

Cubic Connector-3030-3



Description	Fastening Set	Cap(pcs)	Mass (g)	Code No.
Cubic Connector-2020-2(set)	2x (M6*16)	2	151	CC-2020-02-ST
Cubic Connector-2020-3(set)	3x(M8*20)	2	184	CC-2020-03-ST
Cubic Connector-3030-2(set)	2x (M8*25)	3	171	CC-3030-02-ST
Cubic Connector-3030-3(set)	3x (M8*25)	3	204	CC-3030-03-ST

CUBIC CONNECTOR



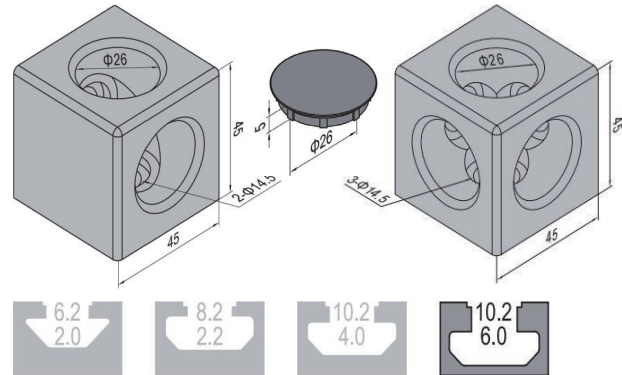
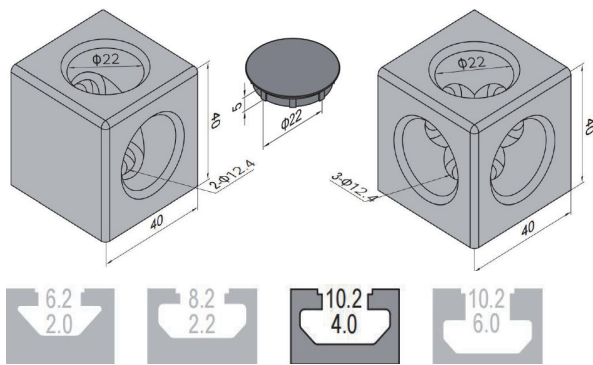
Material: Connector-diecast aluminum Cap-black ABS

Cubic Connector-4040-2

Cubic Connector-4040-3

Cubic Connector-4545-2

Cubic Connector-4545-3

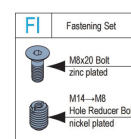
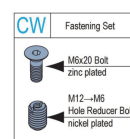
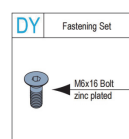
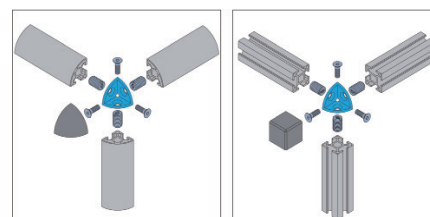

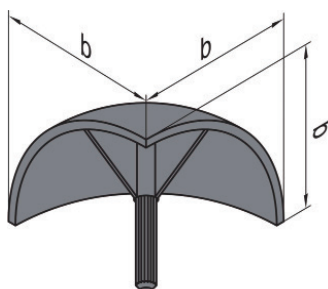
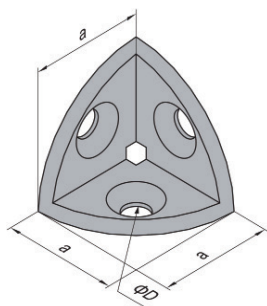


Description	Fastening Set	Cap (pcs)	Mass (g)	Code No.
Cubic Connector-4040-2(set)	2x(M12*30)	2	186	CC-4040-02-ST
Cubic Connector-4040-3(set)	3x(M12*30)	2	219	CC-4040-03-ST
Cubic Connector-4545-2(set)	2x(M14x25)	3	201	CC-4545-02-ST
Cubic Connector-4545-3(set)	3x(M14x25)	3	234	CC-4545-03-ST

CUBIC CONNECTOR



Material: Connector-diecast zinc Cap-black ABS


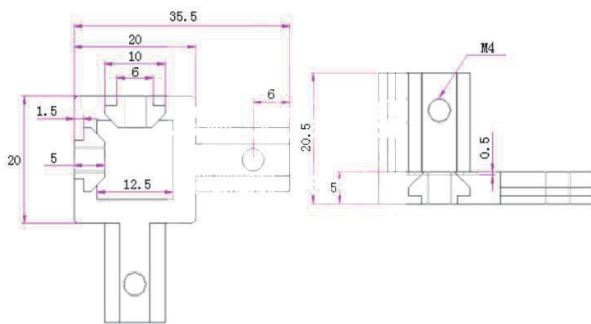


Description	a	b	D	Fastening Set	Cap (pcs)	Mass (g)	Code No.
Cubic Connector-4040-2(set)	18.5	20	6.5	3xDY	1	23	CC-CAP-2020-ST
Cubic Connector-4040-3(set)	28	30	6.5	3xCW	1	105	CC-CAP-3030-ST
Cubic Connector-4545-2(set)	38	40	8.5	3xFI	1	159	CC-CAP-4040-ST
Cubic Connector-4545-3(set)	42	45	8.5	3xFI	1	187	CC-CAP-4545-ST

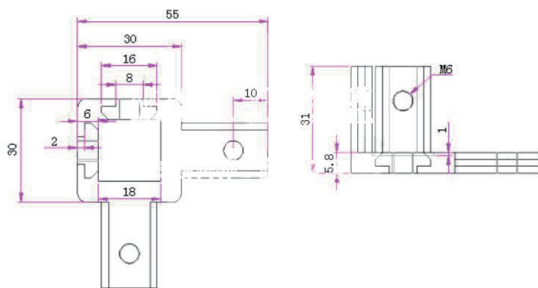
CUBIC ANGLE CONNECTOR

Material: Connector-diecast aluminum

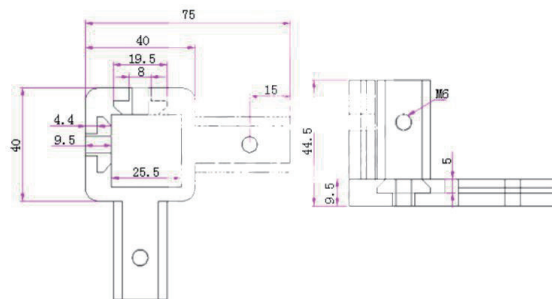
AP20-2020



AP30-3030




AP40-4040



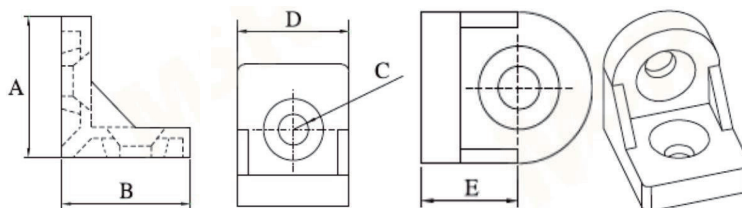
Description	Fastening Set	Mass(g)	Code No.
Cubic Angle Connector-2020-M4(set)	8x (M4*5)	186	CAC-2020-M4-ST
Cubic Angle Connector-3030-M6(set)	8x (M6*8)	219	CAC-3030-M6-ST
Cubic Angle Connector-4040-M6(set)	8x (M6*8)	201	CAC-4040-M6-ST

90° 2 HOLES CORNER BRACKET

Material: diecast aluminum



DM	Fastening Set	DZ	Fastening Set
	M4x8 Bolt zinc plated		M4x8 Bolt zinc plated
	M4 T Nut nickel plated		M4 Pre-set Nut nickel plated



FF	Fastening Set
	M6x12 Bolt zinc plated
	M6 T Nut nickel plated

DB	Fastening Set
	M6x12 Bolt zinc plated
	M6 Pre-set Nut nickel plated

DD	Fastening Set
	M8x16 Bolt zinc plated
	M8 T Nut nickel plated

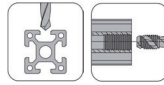
DE	Fastening Set
	M8x16 Bolt zinc plated
	M8 Pre-set Nut nickel plated

DJ	Fastening Set
	M8x25 Bolt zinc plated
	M8 T Nut nickel plated

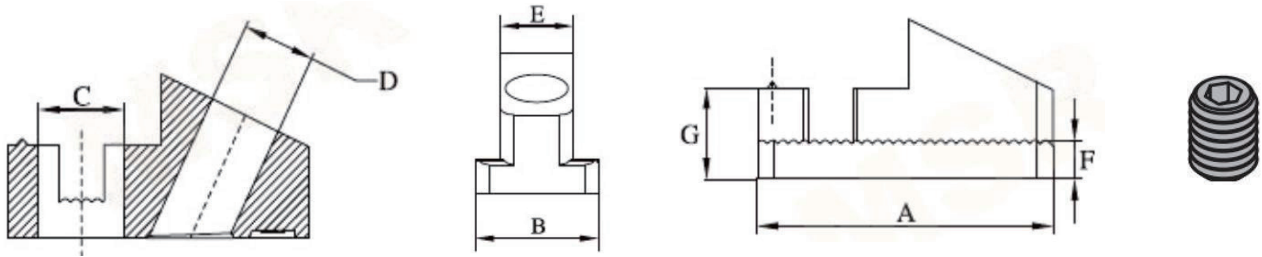
DK	Fastening Set
	M8x25 Bolt zinc plated
	M8 Pre-set Nut nickel plated

Description	A	B	C	D	E	Fastening Set	Mass (g)	Code No.
90° 2 Holes Corner Bracket-2020							20	CB-2020-04-PCS
90° 2 Holes Corner Bracket-2020-set	20	20	4.5	20	10	2xDM	22	CB-2020-04-STDM
90° 2 Holes Corner Bracket-2020-set						2xDZ	23	CB-2020-04-STDZ
90° 2 Holes Corner Bracket-3030							25	CB-3030-06-PCS
90° 2 Holes Corner Bracket-3030-set	30	30	6.5	30	15	2xFF	28	CB-3030-06-STDA
90° 2 Holes Corner Bracket-3030set						2xDB	29	CB-3030-06-STDB
90° 2 Holes Corner Bracket-4040							28	CB-4040-08-PCS
90° 2 Holes Corner Bracket-4040-set	37	35	8.5	30	20	2xDD	30	CB-4040-08-STDD
90° 2 Holes Corner Bracket-4040set						2xDE	31	CB-4040-08-STDE
90° 2 Holes Corner Bracket-4545							46	CB-4545-08-PCS
90° 2 Holes Corner Bracket-4545-set	43	43	8.5	38	22.5	2xDJ	48	CB-4545-08-STDJ
90° 2 Holes Corner Bracket-4545set						2xDK	49	CB-4545-08-STDK


FIXED INSIDE FASTENER



Material: nickel plated steel



Description	A	B	C	D	E	F	G	Fastening Set	Mass (g)	Code No.
Fixed Inside Fastener-4040	28	13.4	8.2	M8	8	4	8.5	1x(M8X16)	12	FIF-4040-08-ST
Fixed Inside Fastener-4545	29	18	8.2	M8	10	4	17	8.5	17	FIF-4545-10-ST

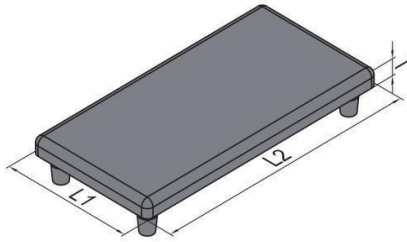



End Cap T Slot Cover

PROFILE 4 ACCESSORIES

END CAP

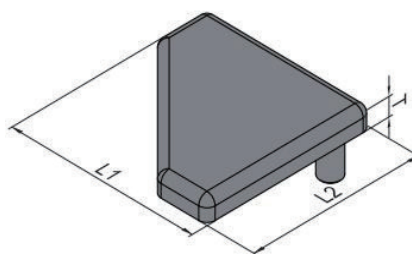
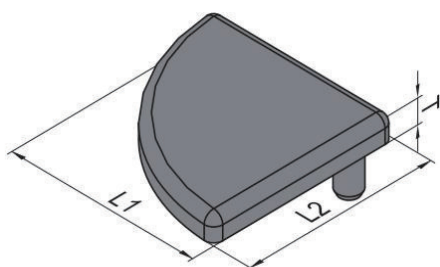

To prevent staff from any injury and profile end appearance.
Material and colour: black ABS



Description	L1(mm)	L2(mm)	T(mm)	Mass(g)	Code No.
End Cap-AP20-2020	20	20	4	2	EC-20-2020
End Cap-AP20-2040	20	40	4	3	EC-20-2040
End Cap-AP20-4040	40	40	4	6	EC-20-4040
End Cap-AP30-3030	30	30	5	3	EC-30-3030
End Cap-AP30-3060	30	60	5	8	EC-30-3060
End Cap-AP30-3090	30	90	5	11	EC-30-3090
End Cap-AP30-6060	60	60	5	15	EC-30-6060
End Cap-AP40-4040	40	40	5	6	EC-40-4040
End Cap-AP40-4080	40	80	5	13	EC-40-4080
End Cap-AP45-4545	45	45	5	8	EC-40-4545
End Cap-AP45-4590	45	90	5	16	EC-40-4590

END CAP

To prevent staff from any injury and profile end appearance.
Material and colour: black ABS




Description	L1(mm)	L2(mm)	T(mm)	Mass(g)	Code No.
End Cap-AP20-2020R	20	20	4	1	EC-20-2020R
End Cap-AP30-3030R	30	30	5	3	EC-30-3030R
End Cap-AP40-4040R	40	40	5	6	EC-40-4040R
End Cap-AP40-4040T-08	40	40	5	5.3	EC-40-4040T-08
End Cap-AP40-4040T-10	40	40	5	5.3	EC-40-4040T-10
End Cap-AP45-4545R	45	45	5	7	EC-45-4545R

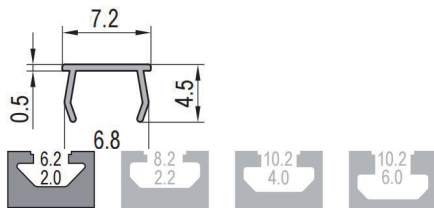
PP T SLOT COVER

To prevent slot from contamination and improve structure appearance.

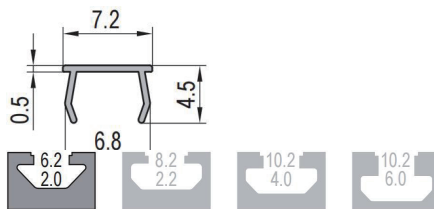
Material and Color: PP black/ blue/ grey/ orange



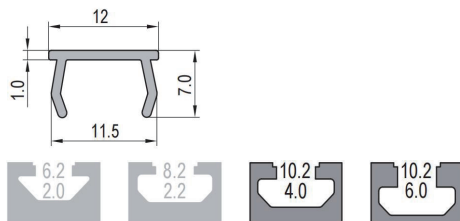
T Slot Cover-6



T Slot Cover-8



T Slot Cover-10



Description	Color	Mass (g)	Delivery Length	Code No.
T Slot Cover-6	Black	11	2000mm/bar	PP-TSC-06-BK
T Slot Cover-6	Blue			PP-TSC-06-BL
T Slot Cover-6	Grey			PP-TSC-06-GY
T Slot Cover-6	Orange			PP-TSC-06-OR
T Slot Cover-8	Black	22		PP-TSC-08-BK
T Slot Cover-8	Blue			PP-TSC-08-BL
T Slot Cover-8	Grey			PP-TSC-08-GY
T Slot Cover-8	Orange			PP-TSC-08-OR
T Slot Cover-10	Black	38		PP-TSC-10-BK
T Slot Cover-10	Blue			PP-TSC-10-BL
T Slot Cover-10	Grey			PP-TSC-10-GY
T Slot Cover-10	Orange			PP-TSC-10-OR

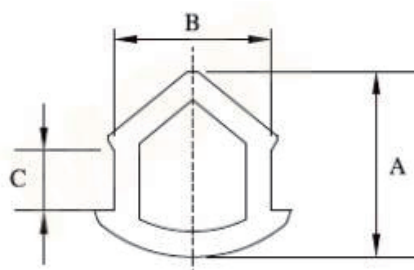

Note:

1. Cut to delivery length is not available, but 4000mm or Max. 5800 delivery length is available upon
2. Customized color upon request is subject to 5000 meters minimum order quantities.

PVP T SLOT COVER

To prevent slot from contamination and improve structure appearance.

Material and Color: PVP black/ blue/ grey/ white / red / yellow / green

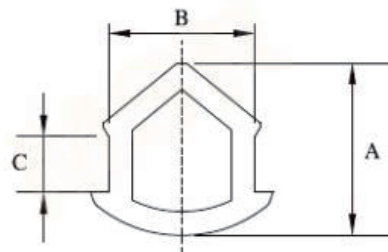



Description	Color	A	B	C	Mass(g)	Delivery Length	Code No.
T Slot Cover-6	Black	8	7	2.5	25	350m/roll	PVP-TSC-06-BK
T Slot Cover-6	Blue						PVP-TSC-06-BL
T Slot Cover-6	Grey						PVP-TSC-06-GY
T Slot Cover-6	White						PVP-TSC-06-WH
T Slot Cover-6	Red						PVP-TSC-06-RE
T Slot Cover-6	Yellow						PVP-TSC-06-YE
T Slot Cover-6	Green						PVP-TSC-06-GR
T Slot Cover-8	Black	10	9	4	46		PVP-TSC-08-BK
T Slot Cover-8	Blue						PVP-TSC-08-BL
T Slot Cover-8	Grey						PVP-TSC-08-GY
T Slot Cover-8	White						PVP-TSC-08-WH
T Slot Cover-8	Red						PVP-TSC-08-RE
T Slot Cover-8	Yellow						PVP-TSC-08-YE
T Slot Cover-8	Green						PVP-TSC-08-GR

PVP T SLOT COVER

To prevent slot from contamination and improve structure appearance.


Material and Color: PVP black/ blue/ grey/ white / red / yellow / green



Description	Color	A	B	C	Mass(g)	Delivery Length	Code No.
T Slot Cover-10	Black	12	10.5	4	65	350m/roll	PVP-TSC-10-BK
T Slot Cover-10	Blue						PVP-TSC-10-BL
T Slot Cover-10	Grey						PVP-TSC-10-GY
T Slot Cover-10	White						PVP-TSC-10-WH
T Slot Cover-10	Red						PVP-TSC-10-RE
T Slot Cover-10	Yellow						PVP-TSC-10-YE
T Slot Cover-10	Green						PVP-TSC-10-GR



- Base Plate
- Base Plate
- Leveling Foot
- Mounting Plate
- Castor Plate
- Base Angle
- L Base
- Foot and Castor Components
- Leveling Castor



FLOOR 5 ELEMENTS

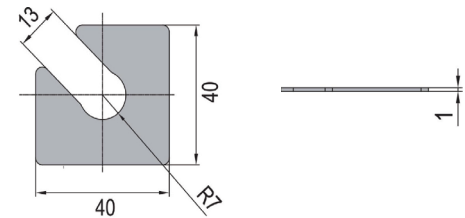
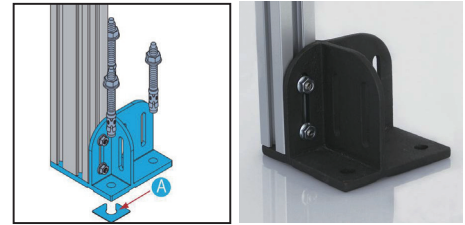
BASE PLATE

To support strut profile at the bottom. Expansion bolts chocked into floor can offer a high stability.

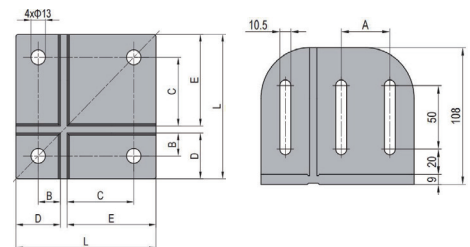
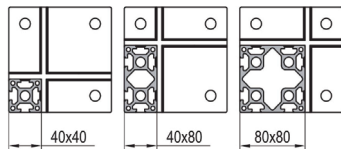
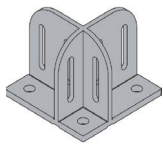
Material and surface treatment: cast steel, black electrophoresis

Base Plate Gasket

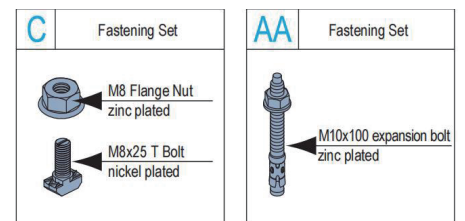
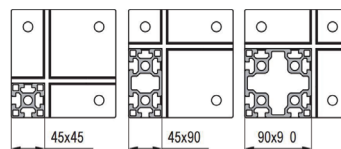
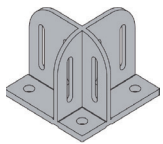
To adjust the degree of vertical profile and uneven ground.



Base Plate-4080



Base Plate-4590



Description	L (mm)	A (mm)	B (mm)	C (mm)	D (mm)	E (mm)	Fastening Set	Mass(g)	Code No.
Base Plate-4080 (pcs)	126	40	20	60	40	80		1930	BP-4080-PCS
Base Plate-4080(set A)							4xC+3xAA	2240	BP-4080-STA
Base Plate-4080 (set B)							6xC+3xAA	2290	BP-4080-STB
Base Plate-4080(set C)							8xC+3xAA	2340	BP-4080-STC
Base Plate-4590(pcs)	141	45	22.5	67.5	45	90		2330	BP-4590-PCS
Base Plate-4590(set A)							4xC+3xAA	2640	BP-4590-STA
Base Plate-4590 (set B)							6xC+3xAA	2690	BP-4590-STB
Base Plate-4590(set C)							8xC+3xAA	2740	BP-4590-STC

LEVELING FOOT-PIVOT FOOT

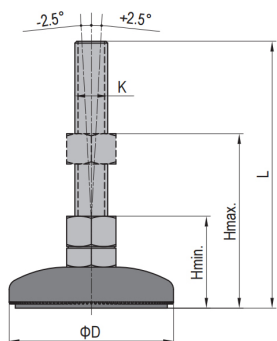
To support structure where gradual height adjustment is needed, the
 Material and Color: Base-black PA6 Spindle-zinc plated steel Pad-black rubber

Base Plate Gasket

To adjust the degree of vertical profile and uneven ground.



Pivot Foot



Description	D (mm)	KxL (mm)	H min. (mm)	Hmax. (mm)	Max. Static Load (N)	Mass (g)	Code No.
Pivot Foot-PA 6 Base	59	M12x90	45	70	4500	152	PF-60-12-90
		M14x130		100		220	PF-60-14-130
	79	M12x90	45	70	9000	188	PF-80-12-90
		M12x130		100		218	PF-80-12-130
		M16x130		100		328	PF-80-16-130
	99	M12x130	45	100	10000	326	PF-100-12-130
M16x130		100		436		PF-100-16-130	

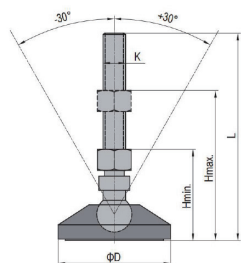
Leveling Foot-Swivel Foot

To support structure where gradual height adjustment is needed, the swivel foot has a ball joint between the base and spindle, thus allowing the foot to swivel to an angle up to 30° . It is suitable to be used on the components moved frequently.

Material and Color: Base-black PA6 Spindle-zinc plated steel Pad-black rubber



Swivel Foot



Description	D (mm)	KxL (mm)	H min. (mm)	Hmax. (mm)	Max. Static Load(N)	Mass(g)	Code No.
Swivel Foot-PA 6 Base	59	M12x90	45	70	4500	162	SF-60-12-90
		M12x90		70		198	SF-80-12-90
	79	M12x130	45	100	9000	228	SF-80-12-130
		M16x130		100		338	SF-80-16-130
		M12x130		45		100	10000
	M16x130	100	446		SF-100-16-130		

LEVELING FOOT-SWIVEL FOOT WITH HOLES

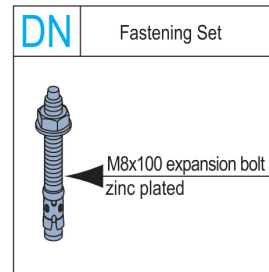
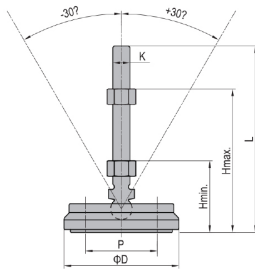


To support structure where gradual height adjustment is needed, the swivel foot has a ball joint between the base and spindle, thus allowing the foot to swivel to an angle up to 30°. It is suitable for uneven surface and fixed with expansion bolts.



Material and Color: Base-black PA6 Spindle-zinc plated steel Pad-black rubber

Swivel Foot with holes



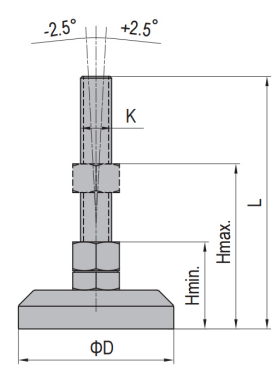
Description	D (mm)	P (mm)	KxL (mm)	H min. (mm)	Hmax. (mm)	Max. Static Load(N)	Fastening Set	Mass(g)	Code No.
Swivel Foot with holes-PA 6 Base (pcs)	80	50	M12x130	45	100	9000		217	SF-80-12-130-DH
Swivel Foot with holes-PA 6 Base (set)			M12x130				2xDN	291	SF-80-12-130-DH-ST
Swivel Foot with holes-PA 6 Base (pcs)			M16x130					297	SF-80-16-130-DH
Swivel Foot with holes-PA 6 Base (set)			M16x130				2xDN	371	SF-80-16-130-DH-ST

LEVELING FOOT-PIVOT FOOT



To support structure where gradual height adjustment is needed, the pivot foot has a small swiveling angle to fit slightly uneven floor. The connection between the pivot base and the spindle can be released with a tool.

Material: zinc plated steel/ stainless steel



Pivot Foot

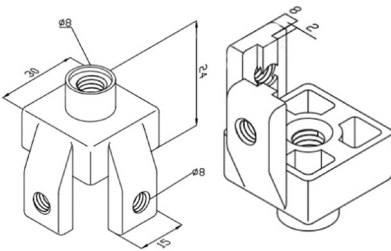
Description	D (mm)	KxL (mm)	H min. (mm)	Hmax. (mm)	Max. Static Load(N)	Mass (g)	Code No.
Pivot Foot-Zinc Plate Steel	40	M12x128	45	100	15000	241	PFZ-40-12-130
		M14x128	45	100	17000	290	PFZ-40-14-130
	60	M12x128	45	100	15000	475	PFZ-60-12-130
		M14x128	45	100	17000	523	PFZ-60-14-130
		M16x158	45	120	20000	596	PFZ-60-16-130
		M20x178	50	130	25000	796	PFZ-60-20-130
	80	M12x128	45	100	15000	670	PFZ-80-12-130
		M14x128	45	100	17000	741	PFZ-80-14-130
		M16x158	45	120	20000	780	PFZ-80-16-160
		M20x178	50	130	25000	945	PFZ-80-20-160

FOOT ADJUST CONNECTOR

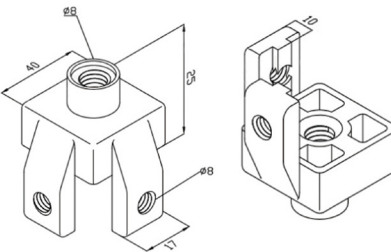
Used as a connection between the foundation and the profile; Widely used in clean rooms/cleanrooms, electrical brackets, precision equipment, assembly line workbenches, etc



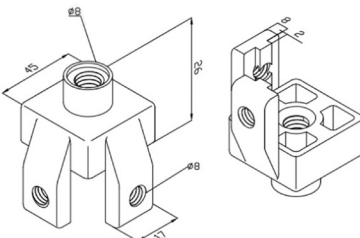
3030-M8





4040-M8



4545-M8/10




C	Fastening Set
	M8 Flange Nut zinc plated
	M8x25 T Bolt nickel plated

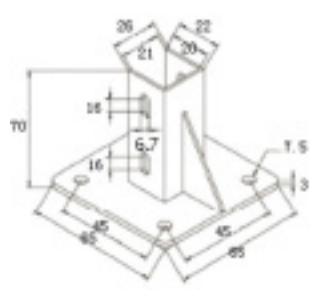
Description	Fastening Set	Mass (g)	Code No.
AP30-30x30-M8(pcs)		35	FAC-3030-08-PCS
AP30-30x30-M8(set)	2xC	55	FAC-3030-08-SET
AP40-40x40-M8(pcs)		40	FAC-4040-08-PCS
AP40-40x40-M8(set)	2xC	65	FAC-4040-08-SET
AP45-45x45-M8(pcs)		45	FAC-4545-08-PCS
AP45-45x45-M8(set)	2xC	70	FAC-4545-08-SET
AP45-45x45-M10 (pcs)		50	FAC-4545-10-PCS
AP45-45x45-M10(set)	2xC	75	FAC-4545-10-SET

GROUND-PIN CONNECTOR

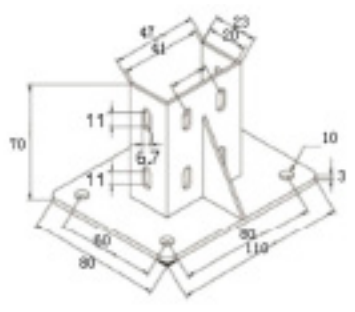
It is used for the foundation support of the profile bracket. The size should



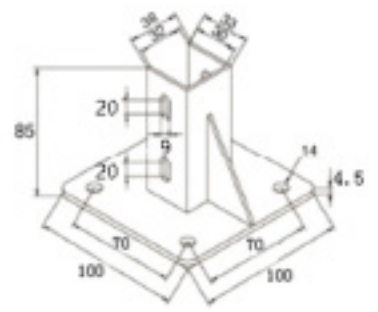
AP20-2020



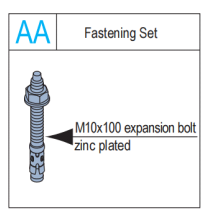
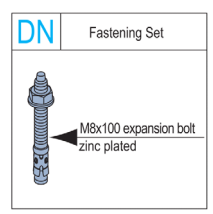
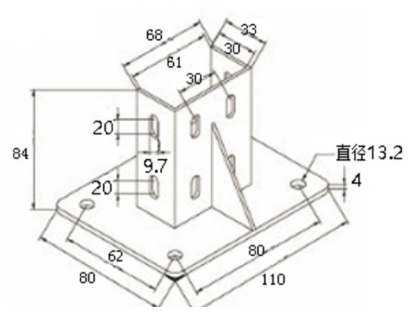
AP20-2040



AP30-3030




AP30-3060



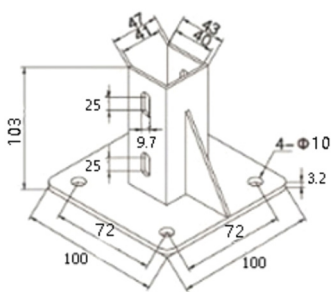
Description	Fastening Set	Mass(g)	Code No.
AP20-2020-PCS		285	GC-20-2020-PCS
AP20-2020-SET	4xDN	357	GC-20-2020-SET
AP20-2040-PCS		320	GC-20-2040-PCS
AP20-2040-SET	4xAA	392	GC-20-2040-SET
AP30-3030-PCS		415	GC-30-3030-PCS
AP30-3030-SET	4xAA	487	GC-30-3030-SET
AP30-3060-PCS		406	GC-30-3060-PCS
AP30-3060-SET	4xAA	478	GC-30-3060-SET

GROUND-PIN CONNECTOR

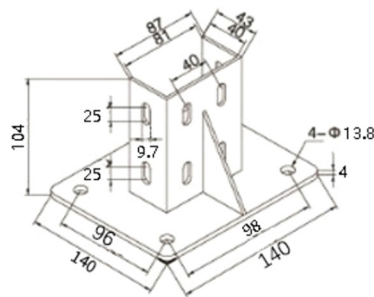
It is used for the foundation support of the profile bracket. The size should



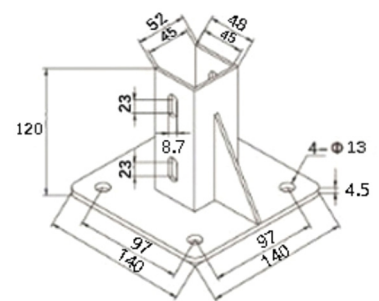
AP40-4040



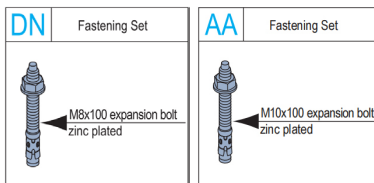
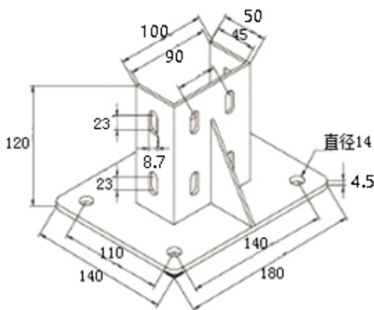
AP40-4080



AP45-4545



AP45-4590

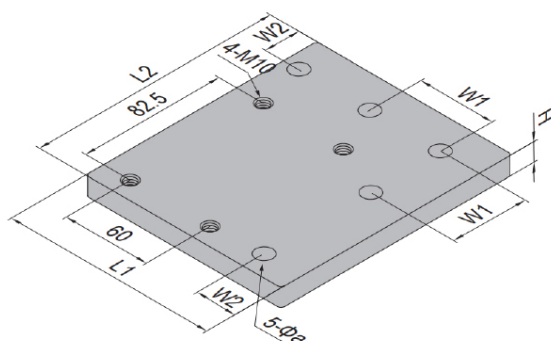
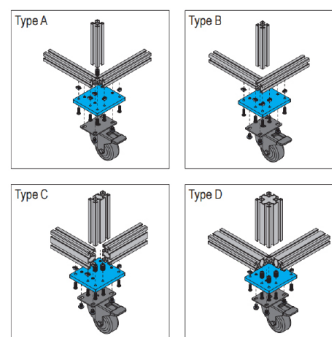


Description	Fastening Set	Mass (g)	Code No.
AP40-4040-PCS		600	GC-40-4040-PCS
AP40-4040-SET	4xAA	672	GC-40-4040-Set
AP40-4080-PCS		1217	GC-40-4080-PCS
AP40-4080-SET	4xAA	1289	GC-40-4080-Set
AP45-4545-PCS		950	GC-45-4545-PCS
AP45-4545-SET	4xAA	1022	GC-45-4545-SET
AP45-4590-PCS		1455	GC-45-4590-PCS

CASTOR PLATE-HEAVY

The castor plate is used for attaching profiles to

Material: zinc plated steel



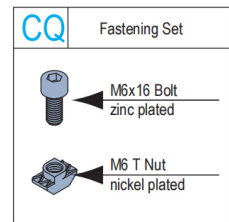
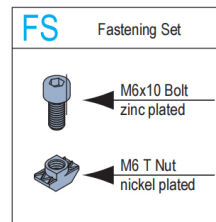
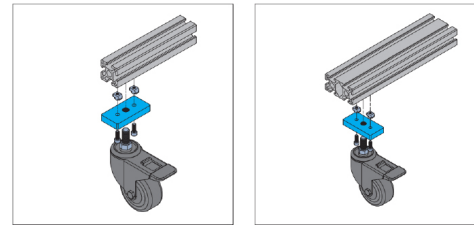
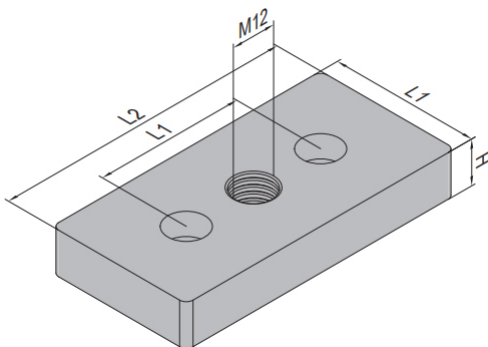
DO	Fastening Set	DQ	Fastening Set	DS	Fastening Set
	<ul style="list-style-type: none"> M6x20 Bolt zinc plated M6 Spring Washer zinc plated M6 Washer zinc plated M6 T Nut nickel plated 		<ul style="list-style-type: none"> M6x20 Bolt zinc plated M6 Spring Washer zinc plated M6 Washer zinc plated M12→M6 Hole Reducer Bolt nickel plated 		<ul style="list-style-type: none"> M10x16 Bolt zinc plated M10 Washer zinc plated
DP	Fastening Set	DR	Fastening Set		
	<ul style="list-style-type: none"> M8x25 Bolt zinc plated M8 Spring Washer zinc plated M8 Washer zinc plated M8 T Nut nickel plated 		<ul style="list-style-type: none"> M8x25 Bolt zinc plated M8 Spring Washer zinc plated M8 Washer zinc plated M14→M8 Hole Reducer Bolt nickel plated 		

Description	AP	H (mm)	L1 (mm)	L2 (mm)	W2 (mm)	W2 (mm)	0a (mm)	Fastening Set	Mass(g)	Code No.
Castor Plate-Heavy A-AP30	AP30	10	120	135	30	15	7	4xDO+1xDQ+4xDS	1364	CP-30-H-SETA
Castor Plate-Heavy B-AP30								5xDO+4xDS	1356	CP-30-H-SetB
Castor Plate-Heavy C-AP30								3xDO+2xDQ+4xDS	1372	CP-30-H-SETC
Castor Plate-Heavy D-AP30								2xDO+3xDQ+4xDS	1380	CP-30-H-SetD
Castor Plate-Heavy A-AP40	AP40	12	125	145	40	20	9	4xDP+1xDR+4xDS	1834	CP-40-H-SETA
Castor Plate-Heavy B-AP40								5xDP+4xDS	1826	CP-40-H-SetB
Castor Plate-Heavy C-AP40								3xDP+2xDR+4xDS	1842	CP-40-H-SETC
Castor Plate-Heavy D-AP40								2xDP+3xDR+4xDS	1850	CP-40-H-SetD
Castor Plate-Heavy A-AP45	AP45	12	135	145	45	22.5	9	4xDP+1xDR+4xDS	1969	CP-45-H-SETA
Castor Plate-Heavy B-AP45								5xDP+4xDS	1972	CP-45-H-SetB
Castor Plate-Heavy C-AP45								3xDP+2xDR+4xDS	1977	CP-45-H-SETC
Castor Plate-Heavy D-AP45								2xDP+3xDR+4xDS	1985	CP-45-H-SetD

CASTOR PLATE

The castor plate is used for attaching profiles to the castor with thread.

Material: zinc plated steel



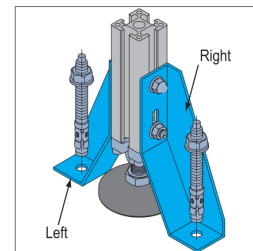
Description	AP	H(mm)	L1(mm)	L2(mm)	Fastening Set	Mass (g)	Code No.
Castor Plate-PG30	PG30	10	30	60	2xFS	162	CP-30-ST
Castor Plate-PG40	PG40	12	40	80	2xCQ	296	CP-40-ST
Castor Plate-PG	PG45	12	45	90	2xCQ	377	CP-45-ST

When the castor is installed with this castor plate, the profile need be machined with a \square 12.5 and 20mm depth hole at the corresponding position to the thread of the castor.

BASE ANGLE

To improve stability of structure supported by leveling foot.

Material: steel, black electrophoresis



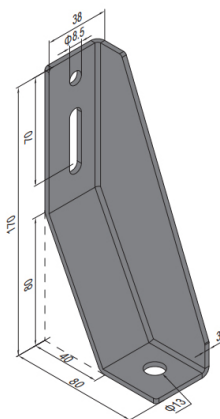
C Fastening Set

- M8 Flange Nut zinc plated
- M8x20 T Bolt nickel plated

AA Fastening Set

- M10x100 expansion bolt zinc plated


Base Angle-Left/Right



Description	Fastening Set	Mass (g)	Code No.
Base Angle-Left (pcs)		346	BA-L-PCS
Base Angle-Left (set)	2xC+1xAA	473	BA-L-ST
Base Angle-Right(pcs)		346	BA-R-PCS
Base Angle-Right(set)	2xC+1xAA	473	BA-R-ST
Base Angle-L+R(pair)		692	BA-LR-P
Base Angle-L+R(set)	4xC+2xAA	946	BA-LR-ST

L BASE

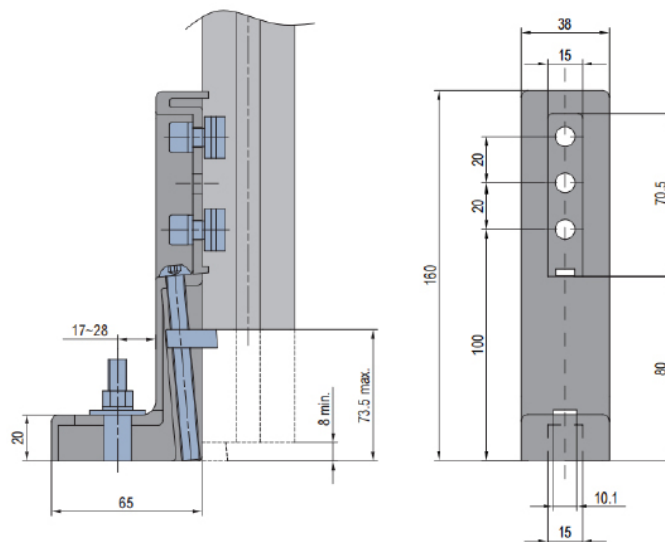
L base is to fix the profile on the floor and adjust the height of the profile to the floor.



Material: diecast aluminum, black electrophoresis

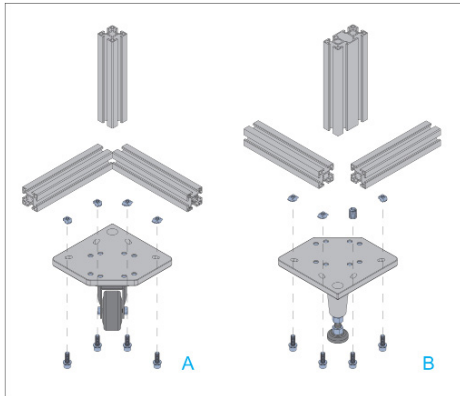


DI	Fastening Set	DM	Fastening Set	DN	Fastening Set
	M8x16 Bolt zinc plated		M8x20 Bolt zinc plated		M10x100 expansion bolt zinc plated
	M8 Spring Washer zinc plated		M8 Spring Washer zinc plated		
	M8 Pre-set Nut nickel plated		M8 Pre-set Nut nickel plated		



Description	Fastening Set	Mass(g)	Code No.
L Base (pcs)		276	LB-10-PCS
L Base-AP40 (set)	2xDI+1xDN	343	LB-10-ST
L Base-AP45 (set)	2xDM+1xDN	346	LB-10-06-ST

FOOT AND CASTOR COMPONENTS



AF	Fastening Set
	M8x25 Bolt zinc plated
	M8 Spring Washer zinc plated
	M8 Washer zinc plated
	M8 Washer zinc plated
	M14 → M8 Hole Reducer Bolt nickel plated

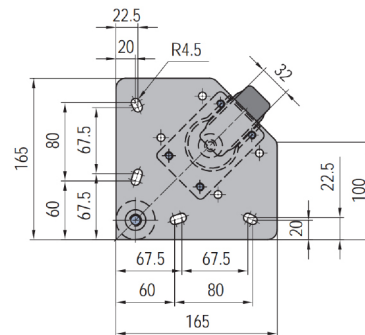
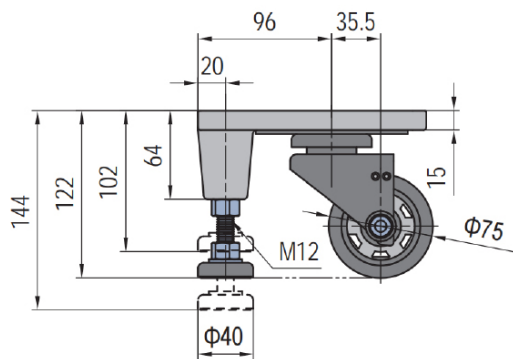
AG	Fastening Set
	M8x30 Bolt zinc plated
	M8 Spring Washer zinc plated
	M8 Washer zinc plated
	M8 Washer zinc plated
	M14 → M8 Hole Reducer Bolt nickel plated

J	Fastening Set
	M8x25 Bolt zinc plated
	M8 Spring Washer zinc plated
	M8 Washer zinc plated
	M8 Washer zinc plated
	M8 T Nut nickel plated

W	Fastening Set
	M8x30 Bolt zinc plated
	M8 Spring Washer zinc plated
	M8 Washer zinc plated
	M8 Washer zinc plated
	M8 T Nut nickel plated

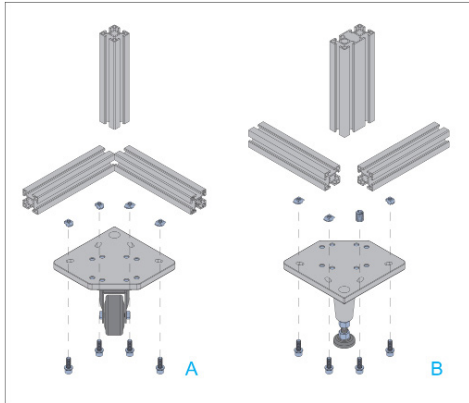
Light

Wheel-polyurethane, Foot-steel, black electrophoresis, plate-diecast aluminum



Description	Fastening Set	Load(N)	Mass(g)	Code No.
Light Weight (pcs)		1050	1780	FC-L-PCS
Light Weight (set)	4xJ		1830	FC-40-L-STA
	3xJ+1xAF		1830	FC-40-L-STB
	4xW		1830	FC-45-L-STA
	3xW+1xAG		1830	FC-45-L-STB

FOOT AND CASTOR COMPONENTS



AF	Fastening Set
	M8x25 Bolt zinc plated
	M8 Spring Washer zinc plated
	M8 Washer zinc plated
	M8 Washer zinc plated
	M14 → M8 Hole Reducer Bolt nickel plated

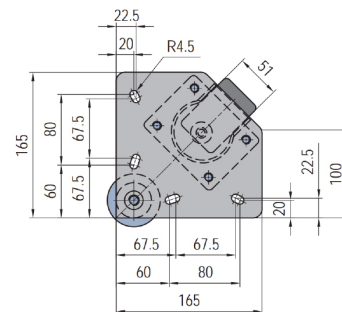
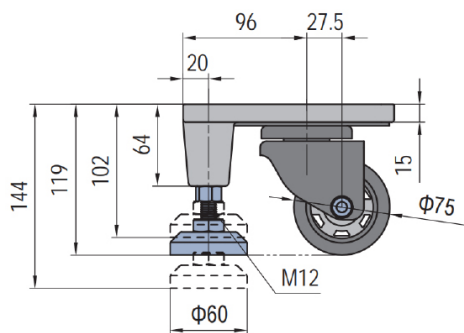
AG	Fastening Set
	M8x30 Bolt zinc plated
	M8 Spring Washer zinc plated
	M8 Washer zinc plated
	M8 Washer zinc plated
	M14 → M8 Hole Reducer Bolt nickel plated

J	Fastening Set
	M8x25 Bolt zinc plated
	M8 Spring Washer zinc plated
	M8 Washer zinc plated
	M8 Washer zinc plated
	M8 T Nut nickel plated


W	Fastening Set
	M8x30 Bolt zinc plated
	M8 Spring Washer zinc plated
	M8 Washer zinc plated
	M8 Washer zinc plated
	M8 T Nut nickel plated

Heavy

Wheel-PA , Foot-zinc plated steel, plate-cast steel, silver color



Description	Fastening Set	Load(N)	Mass (g)	Code No.
Light Weight (pcs)		1050	1780	FC-L-PCS
Light Weight (set)	4xJ		1830	FC-40-L-STA
	3xJ+1xAF		1830	FC-40-L-STB
	4xW		1830	FC-45-L-STA
	3xW+1xAG		1830	FC-45-L-STB



T Slot Reducing Profile

Panel Mounting Block

Panel Mounting Strip

Mounting Block



PANEL INSTALLATION 6 ELEMENTS

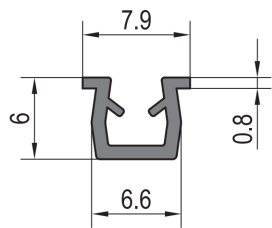
T SLOT REDUCING PROFILE

To reduce slot width for panel installation.

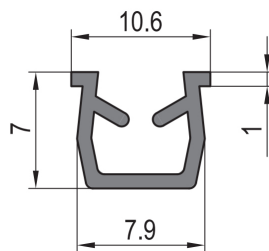
Material and colour: black PVC



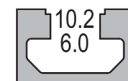
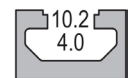
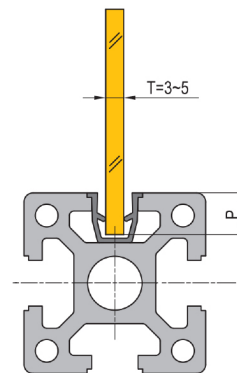
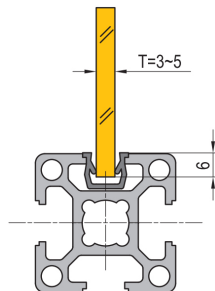
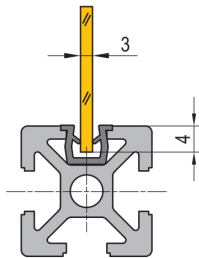
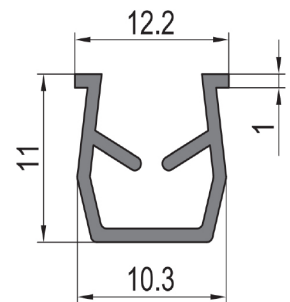
T Slot Reducing Profile-6



T Slot Reducing Profile-8



T Slot Reducing Profile-10

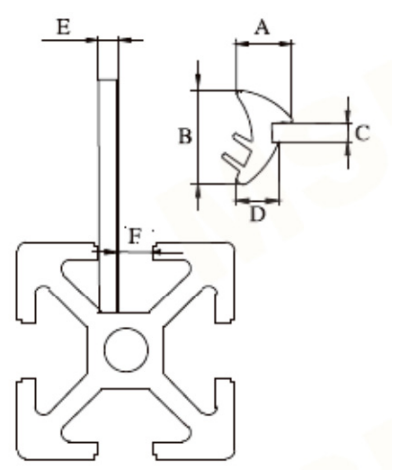
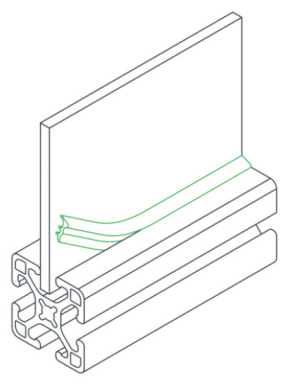


P=10

Description	Mass(g/m)	Delivery Length	Code No.
T Slot Reducing Profile-6	25	2000mm/bar	TS-6
T Slot Reducing Profile-8	51		TS-8
T Slot Reducing Profile-10	64		TS-10

RUBBER PANEL GASKET

Material and Color: Rubber black/ grey

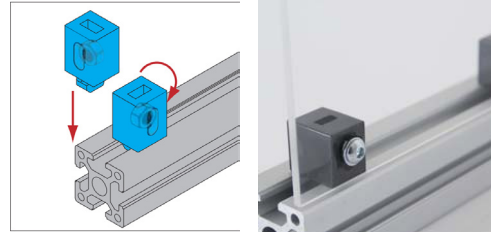


Description	A	B	C	D	E	F	Delivery Length	Mass(g/m)	Code No.
Rubber Panel Gasket	4.4	11	2.5	2.4	5	1	2000mm/bar	33	RPG-A-1MM
Rubber Panel Gasket	8	12.1	2.5	5.85	5	3		45	RPG-A-3MM
Rubber Panel Gasket	10.65	16.9	2.5	6.7	3	5		61	RPG-A-5MM
Rubber Panel Gasket	12	16	2.5	9	3	7		75	RPG-A-7MM

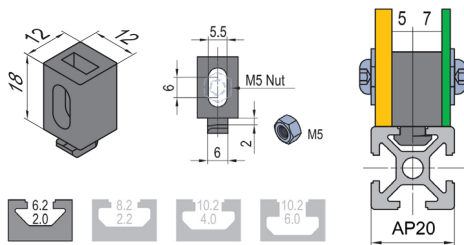
PANEL MOUNTING BLOCK

The block is used to attach the panel with various thickness to the profile.

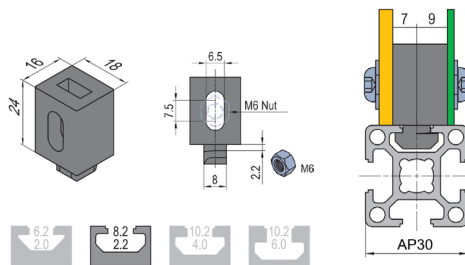
Material and Colour :Block-black PVC Nut-stainless steel



Panel Mounting Block-6

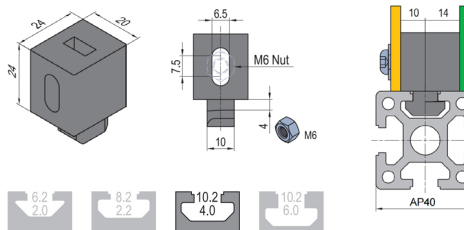


Panel Mounting Block-8

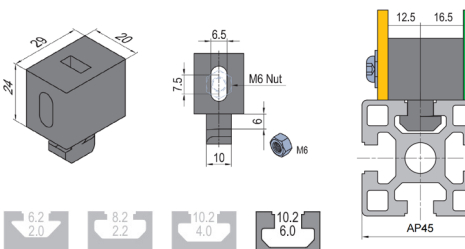


FM	Fastening Set
	M5x14 Bolt zinc plated
	M5 Washer zinc plated

Panel Mounting Block-10-4



Panel Mounting Block-10-6



FN	Fastening Set
	M6x16 Bolt zinc plated
	M6 Washer zinc plated

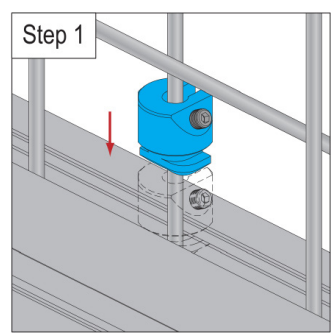
FP	Fastening Set
	M6x25 Bolt zinc plated
	M6 Washer zinc plated

Description	AF	Fastening Set	Mass(g/m)	Code No.
Panel Mounting Block-6(pcs)	AP20		4	PMB-06-PCS
Panel Mounting Block-6(set)		1xFM	7	PMB-06-ST
Panel Mounting Block-8(pcs)	AP30		9	PMB-08-PCS
Panel Mounting Block-8(set)		1xFN	14	PMB-08-ST
Panel Mounting Block-10-4(pcs)	AP40		16	PMB-10-04-PCS
Panel Mounting Block-10-4(set)		1xFP	24	PMB-10-04-ST
Panel Mounting Block-10-6(pcs)	AP45		20	PMB-10-06-PCS
Panel Mounting Block-10-6(set)		1xFP	29	PMB-10-06-ST

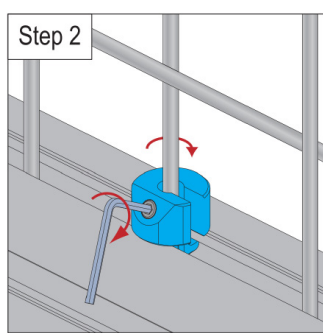
MOUNTING BLOCK

Mounting block is used for fixing the mesh of 4 to the standard profile, which has a better physical property.

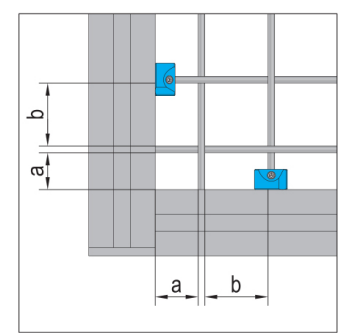
Material: diecast zinc



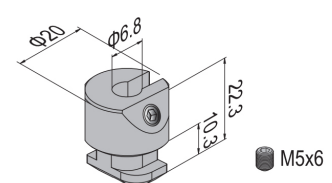
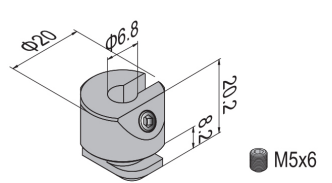
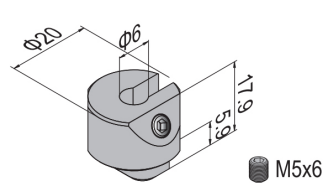
Mounting block-8



Mounting block-10-4



Mounting block-10-6



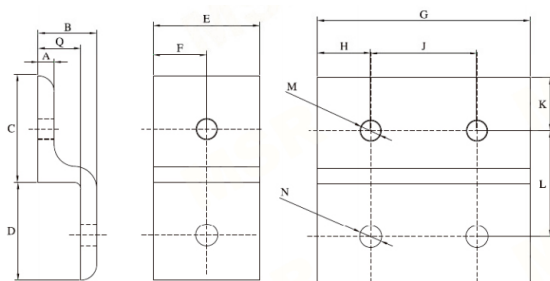
Description	AP	Mass (g)	Code No.
Mounting block-8(with top thread)	AP30	19	MB-08
Mounting block-10-4(with top thread)	AP40	21	MB-10-04
Mounting block-10-6(with top thread)	AP45	23	MB-10-06

Note: The distance (a) between the nearest meshes and profiles have to be more than 20mm and less than b+5mm (b is the distance of the meshes). And the optimum distance between mounting blocks is 300mm to ensure the structure intensity.

SINGLE PANEL RETAINERS

20,30,40 and 45 series compatible. Strongest method for mounting panels. Simplifies panel installation and removal.


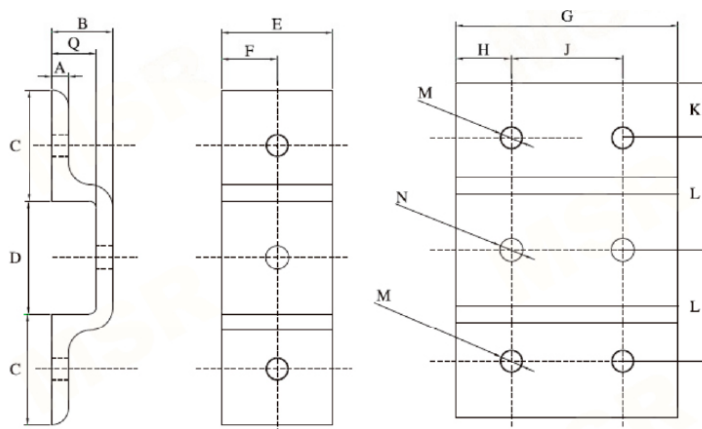
Material: 6061-t5 clear anodized aluminum



Description	A	B	C	D	E	F	G	H	Q	J	K	L	M	N	Mass(g)	Code No.
Single Panel Retainers	3	10.2	20	19	20	10	-	-	7.2	-	10	20	M5	5.6	10	SP-20-A
Single Panel Retainers	3	10.2	20	19	-	-	40	10	7.2	20	10	20	M5	5.6	15	SP-20-B
Single Panel Retainers	4	14.6	30	28	30	15	-	-	10.6	-	15	30	M6	8.3	21	SP-30-A
Single Panel Retainers	4	14.6	30	28	-	-	60	15	10.6	30	15	30	M6	8.3	43	SP-30-B
Single Panel Retainers	6	22	40	37	40	20	-	-	16	-	20	40	M8	8.3	56	SP-40-A
Single Panel Retainers	6	22	40	37	-	-	80	20	16	40	20	40	M8	8.3	120	SP-40-B
Single Panel Retainers	6	23.3	45	42	45	22.5	-	-	17.3	-	23	45	M8	8.3	80	SP-45-A
Single Panel Retainers	6	23.3	45	42	-	-	90	22.5	17.3	45	23	45	M8	8.3	150	SP-45-B

DOUBLE PANEL RETAINERS

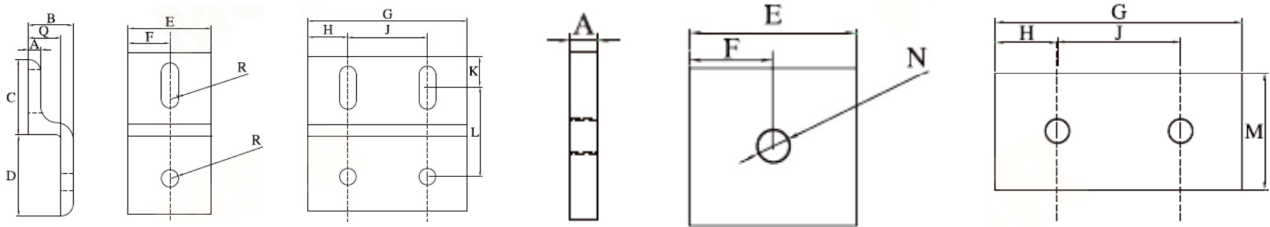

20,30,40 and 45 series compatible. Simplifies panel installation and removal.
Material: 6061-t5 clear anodized aluminum




Description	A	B	C	D	E	F	G	H	Q	J	K	L	M	N	Mass(g)	Code No.
Double Panel Retainers	3	10.2	20	20.6	20	10	-	-	7.2	-	10	20.3	M5	5.5	20	DP-20C
Double Panel Retainers	3	10.2	20	20.6	-	-	40	10	7.2	20	10	20.3	M5	5.5	22	DP-20D
Double Panel Retainers	4	14.6	30	30.6	30	15	-	-	10.6	-	15	30.3	M6	8.3	34	DP-30C
Double Panel Retainers	4	14.6	30	30.6	-	-	60	15	10.6	30	15	30.3	M6	8.3	70	DP-30D
Double Panel Retainers	6	22	40	40.6	40	20	-	-	16	-	20	40.3	M8	8.3	100	DP-40C
Double Panel Retainers	6	22	40	40.6	-	-	80	20	16	40	20	40.3	M8	8.3	190	DP-40D
Double Panel Retainers	6	23.3	45	45.6	45	22.5	-	-	17.3	-	23	45.3	M8	8.3	120	DP-45C
Double Panel Retainers	6	23.3	45	45.6	-	-	90	22.5	17.3	45	23	45.3	M8	8.3	240	DP-45D

SINGLE MESH PANEL RETAINERS

Material: 6061-t5 clear anodized aluminum



E

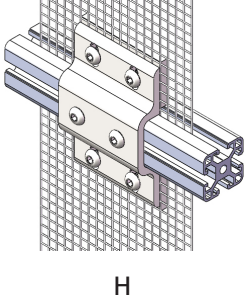
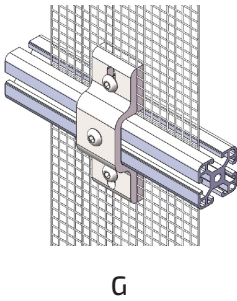
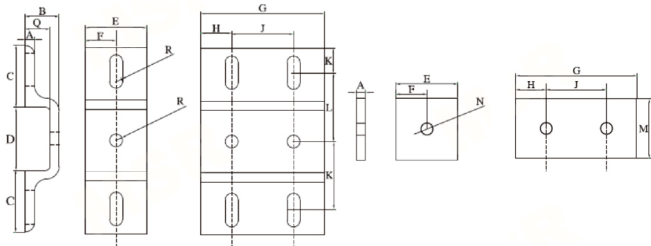


F

Description	A	B	C	D	E	F	G	H	I	J	K	L	M	N	R	Mass (g)	Code No.
Single Mesh Panel Retainers	3	10.2	20	19	20	10	-	-	7.2	-	8.5	22	18	M5	5.5	10	SMP-20E
Single Mesh Panel Retainers	3	10.2	20	19	-	-	40	10	7.2	20	8.5	22	18	M5	5.5	21	SMP-20F
Single Mesh Panel Retainers	4	14.6	30	28	30	15	-	-	10.6	-	13	32.5	28	M6	6.5	29	SMP-30E
Single Mesh Panel Retainers	4	14.6	30	28	-	-	60	15	10.6	30	13	32.5	28	M6	6.5	57	SMP-30F
Single Mesh Panel Retainers	6	22	40	37	40	20	-	-	16	-	15.6	44.6	38	M8	8.3	78	SMP-40E
Single Mesh Panel Retainers	6	22	40	37	-	-	80	20	16	40	15.6	44.6	38	M8	8.3	160	SMP-40F
Single Mesh Panel Retainers	6	23.3	45	42	45	22.5	-	-	17.3	-	20	48.5	42	M8	8.3	100	SMP-45E
Single Mesh Panel Retainers	6	23.3	45	42	-	-	90	22.5	17.3	45	20	48.5	42	M8	8.3	200	SMP-45F

DOUBLE MESH PANEL RETAINERS

Material: 6061-t5 clear anodized aluminum



Description	A	B	C	D	E	F	G	H	I	J	K	L	M	N	R	Mass(g)	Code No.
Double Mesh Panel Retainers	3	10.2	20	20.6	20	10	-	-	7.2	-	8.5	22	18	M5	5.5	18	SMP-20G
Double Mesh Panel Retainers	3	10.2	20	20.6	-	-	40	10	7.2	20	8.5	22	18	M5	5.5	36	SMP-20H
Double Mesh Panel Retainers	4	14.6	30	30.6	30	15	-	-	10.6	-	13	32.5	28	M6	6.5	51	SMP-30G
Double Mesh Panel Retainers	4	14.6	30	30.6	-	-	60	15	10.6	30	13	32.5	28	M6	6.5	98	SMP-30H
Double Mesh Panel Retainers	6	22	40	40.6	40	20	-	-	16	-	15.6	44.6	38	M8	8.3	140	SMP-40G
Double Mesh Panel Retainers	6	22	40	40.6	-	-	80	20	16	40	15.6	44.6	38	M8	8.3	280	SMP-40H
Double Mesh Panel Retainers	6	23.3	45	45.6	45	22.5	-	-	17.3	-	20	48.5	42	M8	8.3	173	SMP-45G
Double Mesh Panel Retainers	6	23.3	45	45.6	-	-	90	22.5	17.3	45	20	48.5	42	M8	8.3	350	SMP-45H



Hinge

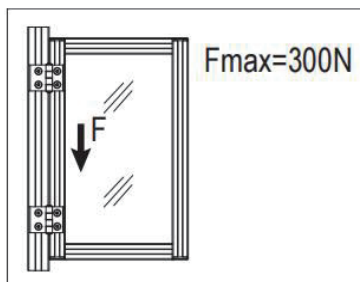
Handle

Door Lock

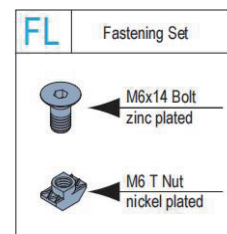
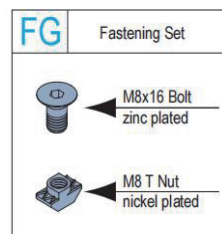
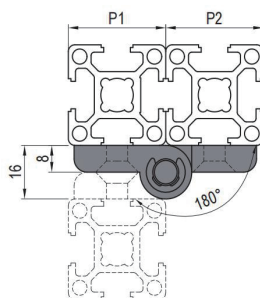
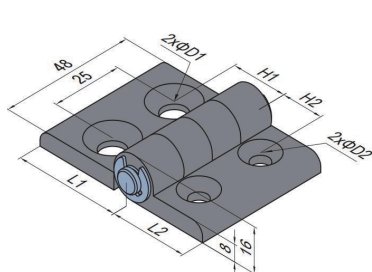
DOOR AND 7 WINDOWS ELEMENTS

PLASTIC HINGE

Material and Color: black PA6



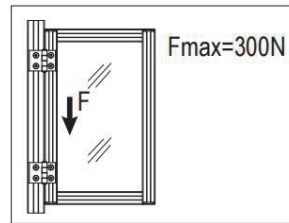
Hinge-PA6



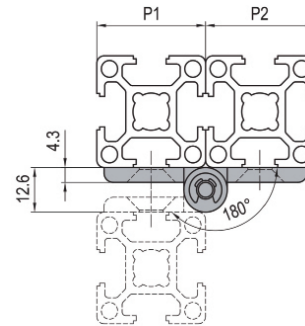
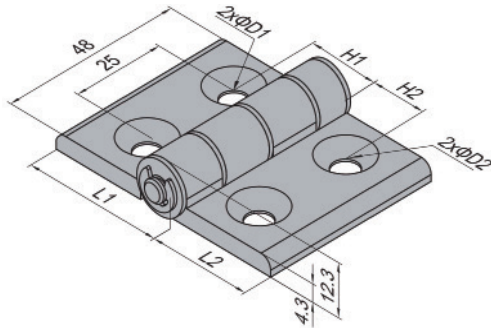
Description	H1 (mm)	H2 (mm)	L1 (mm)	L2 (mm)	D1 (mm)	D2 (mm)	Fastening Set	Mass(g)	Code No.
Plastic Hinge 30/30(pcs)	15	15	28	28	6.5	6.5		39	PH-30/30-PCS
Plastic Hinge 30/30(set)							4xFL	73	PH-30/30-ST
Plastic Hinge 30/40(pcs)	20	15	38	28	8.5	6.5		42	PH-30/40-PCS
Plastic Hinge 30/40(set)							2xFF+2xFG	88	PH-30/40-ST
Plastic Hinge 30/45(pcs)	22.5	15	43	28	8.5	6.5		44	PH-30/45-PC
Plastic Hinge 30/45(set)							2xFF+2xFG	81	PH-30/45-ST
Hinge 40/40 (pcs)	20	20	38	38	8.5	8.5		45	PH-40/40-PCS
Plastic Hinge 40/40(set)							4xFG	108	PH-40/40-ST
Plastic Hinge 40/45(pcs)	22.5	20	43	38	8.5	8.5		47	PH-40/45-PCS
Plastic Hinge 40/45(set)							4xFG	110	PH-40/45-ST
Plastic Hinge 45/45(pcs)	22.5	22.5	43	43	8.5	8.5		49	PH-45/45-PCS
Plastic Hinge 45/45(set)							4xFG	112	PH-45/45-ST

ALUMINUM HINGE

Material and Color: aluminum, nature anodized



Hinge-Aluminum Countersink Hole

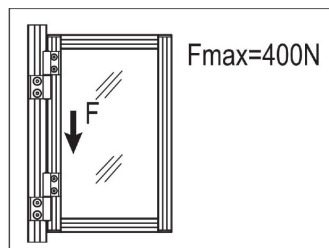


FL	Fastening Set	DL	Fastening Set
	M6x14 Bolt zinc plated		M6x16 Bolt zinc plated
	M6 T Nut nickel plated		M6 T Nut nickel plated

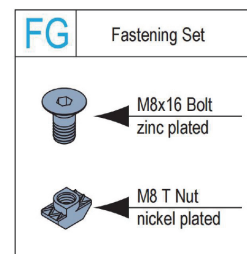
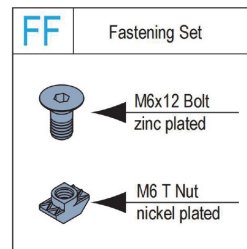
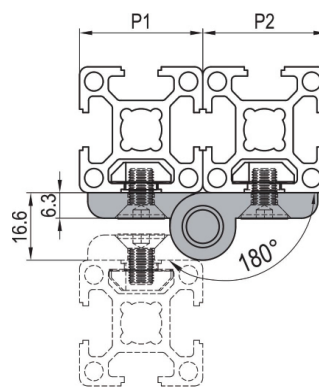
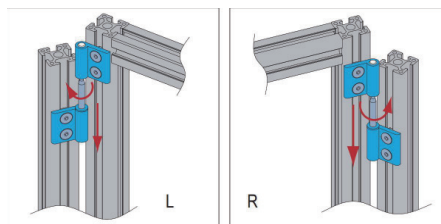
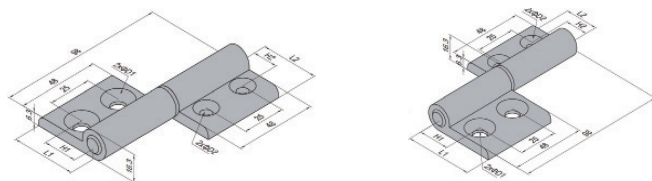
Description	H1 (mm)	H2 (mm)	L1 (mm)	L2 (mm)	D1 (mm)	D2 (mm)	Fastening Set	Mass(g)	Code No.
Aluminum Hinge 30/30(pcs)	15	15	28	28	6.5	6.5		69	AH-30/30-PCS
Aluminum Hinge 30/30(set)							4xDJ	97	AH-30/30-ST
Aluminum Hinge 30/45(pcs)	22.5	15	38	28	8.5	6.5		74	AH-30/45-PCS
Aluminum Hinge 30/45(set)							2xDJ+2xFL	122	AH-30/45-ST
Aluminum Hinge 40/40(pcs)	20	20	38	38	8.5	8.5		81	AH-40/40-PCS
Aluminum Hinge 40/40(set)							4xFL	149	AH-40/40-ST
Aluminum Hinge 45/45(pcs)	22.5	22.5	38	38	8.5	8.5		81	AH-45/45-PCS
Aluminum Hinge 45/45(set)							4xDL	149	AH-45/45-ST

ALUMINUM HINGE

Material and Color: aluminum, nature anodized




Hinge-Al Removable Hinge-L Hinge-Al Removable Hinge-R

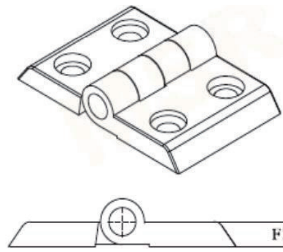
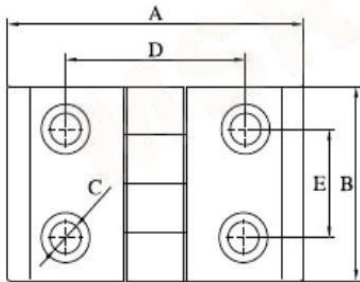


Description	H1 (mm)	H2 (mm)	L1 (mm)	L2 (mm)	D1 (mm)	D2 (mm)	Fastening Set	Mass(g)	Code No.(L)	Code No.(R)
Aluminum Hinge 30/30-P	15	15	28	28	6.5	6.5		105	AH-L-30/30-PCS	AH-R-30/30-PCS
Aluminum Hinge 30/30-S							4xFF	133	AH-L-30/30-ST	AH-R-30/30-ST
Aluminum Hinge 40/40-P	20	20	38	38	8.5	8.5		118	AH-L-40/40-PCS	AH-R-40/40-PCS
Aluminum Hinge 40/40-S							4xFG	186	AH-L-40/40-ST	AH-R-40/40-ST
Aluminum Hinge 45/45-P	22.5	22.5	38	38	8.5	8.5		118	AH-L-45/45-PCS	AH-R-45/45-PCS
Aluminum Hinge 45/45-S							4xFG	186	AH-L-45/45-ST	AH-R-45/45-ST

STANDARD HINGE



Material and Color: die-cast zinc, silver powder coating



FA	Fastening Set	FF	Fastening Set
	M4x10 Bolt zinc plated		M6x12 Bolt zinc plated
	M4 T Nut nickel plated		M6 T Nut nickel plated
DL	Fastening Set		
	M6x16 Bolt zinc plated		
	M6 T Nut nickel plated		

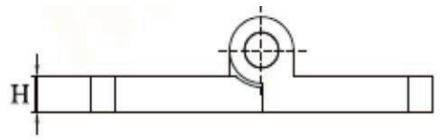
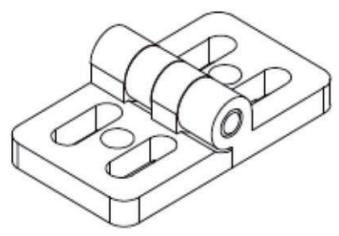
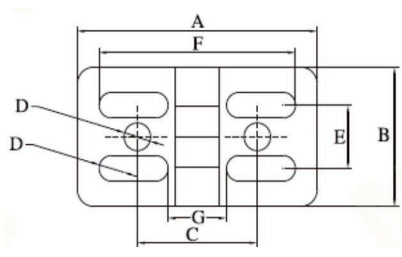
Description	A	B	C	D	E	F	Fastening Set	Mass(g)	Code No.
Standard Hinge 20-PCS	40	30	5	21	14	4.3		22	SH-20-PCS
Standard Hinge 20-ST							4xFA	58	SH-20-ST
Standard Hinge 30-PCS	57.4	43	7	31	24	7		73	SH-30-PCS
Standard Hinge 30-ST							4xDL	109	SH-30-ST
Standard Hinge 40-PCS	62.4	43	7	36	24	7		81	SH-40-PCS
Standard Hinge 40-ST							4xDL	117	SH-40-ST

MULTIPURPOSE HINGE

Material and Color: die-cast zinc, silver / black powder coating



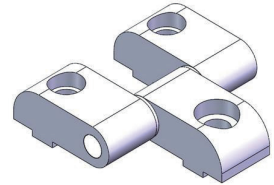
DD	Fastening Set
	M8x16 Bolt zinc plated
	M8 T Nut nickel plated



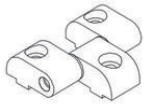
Description	A	B	C	D	E	F	G	H	Fastening Set	Mass(g)	Code No.
Multipurpose Hinge 45-PCS	80	45	40.5	8.5	21	66	20	8		156	MH-45-PCS
Multipurpose Hinge 45-ST									4xDD	192	MH-45-ST

CNC LIFT-OFF HINGE

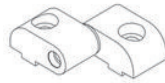
Material and Color: Aluminum CNC Manufacture, silvery white anodizing



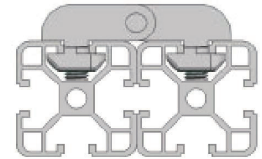
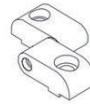
CNC Lift-Off Hinge-E



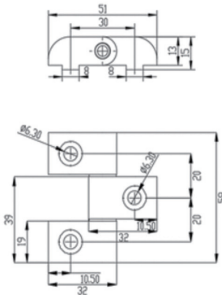
CNC Lift-Off Hinge-EL



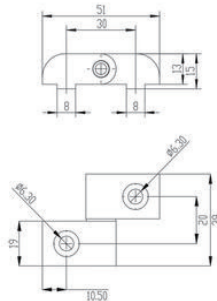
CNC Lift-Off Hinge-R



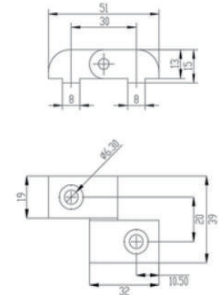
LOH-30-



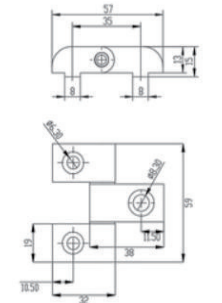
LOH-30-



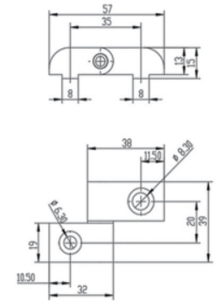
LOH-30-



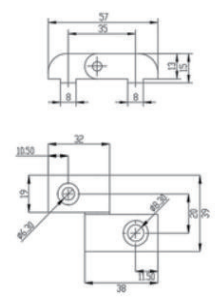
LOH-30-



LOH-30-



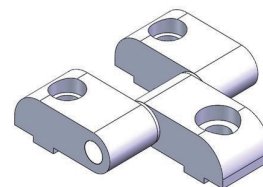
LOH-30-



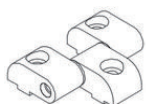
Description	Mass(g)	Code No.
CNC Lift-Off Hinge 30-3030E	61	LOH-30-3030E
CNC Lift-Off Hinge 30-3030EL	79	LOH-30-3030EL
CNC Lift-Off Hinge 30-3030ER	79	LOH-30-3030ER
CNC Lift-Off Hinge 30-3040E	64	LOH-30-3040E
CNC Lift-Off Hinge 30-3040EL	85	LOH-30-3040EL
CNC Lift-Off Hinge 30-3040ER	85	LOH-30-3040ER

CNC LIFT-OFF HINGE

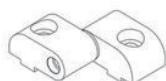
Material and Color: Aluminum CNC Manufacture, silvery white anodizing



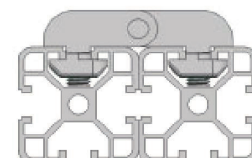
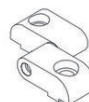
CNC Lift-Off Hinge-E



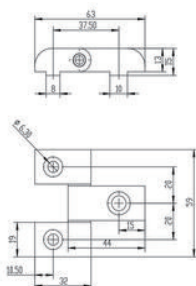
CNC Lift-Off Hinge-EL



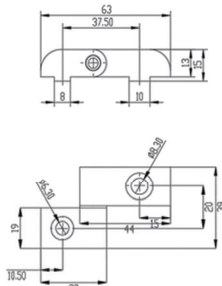
CNC Lift-Off Hinge-R



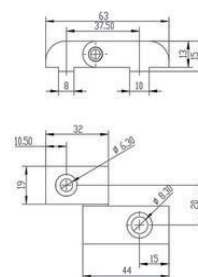
LOH-30-



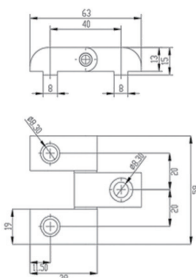
LOH-30-



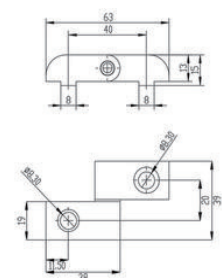
LOH-30-



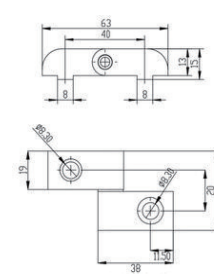
LOH-40-



LOH-40-



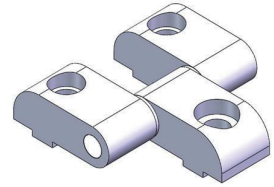
LOH-40-



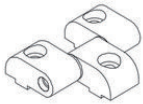
Description	Mass(g)	Code No.
CNC Lift-Off Hinge 30-3045E	68	LOH-30-3045E
CNC Lift-Off Hinge 30-3045EL	93	LOH-30-3045EL
CNC Lift-Off Hinge 30-3045ER	93	LOH-30-3045ER
CNC Lift-Off Hinge 40-4040E	70	LOH-40-4040E
CNC Lift-Off Hinge 40-4040EL	90	LOH-40-4040EL
CNC Lift-Off Hinge 40-4040ER	90	LOH-40-4040ER

CNC LIFT-OFF HINGE

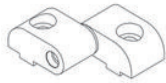
Material and Color: Aluminum CNC Manufacture, silvery white anodizing



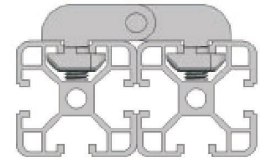
CNC Lift-Off Hinge-E



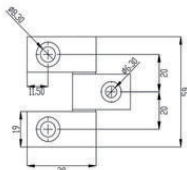
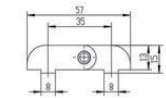
CNC Lift-Off Hinge-EL



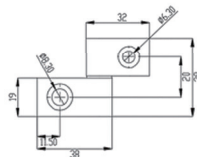
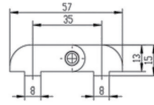
CNC Lift-Off Hinge-R



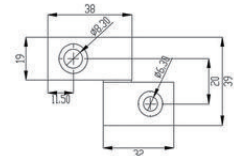
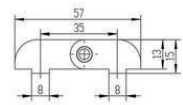
LOH-40-



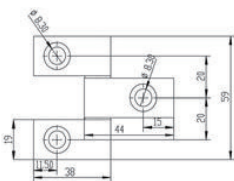
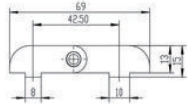
LOH-40-



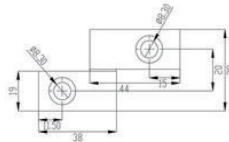
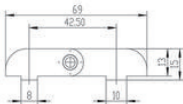
LOH-40-



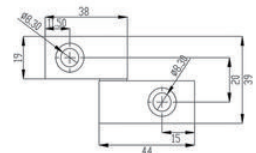
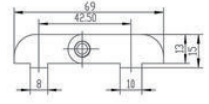
LOH-40-



LOH-40-



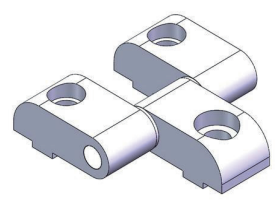
LOH-40-



Description	Mass(g)	Code No.
CNC Lift-Off Hinge 40-4030E	67	LOH-40-4030E
CNC Lift-Off Hinge 40-4030EL	84	LOH-40-4030EL
CNC Lift-Off Hinge 40-4030ER	84	LOH-40-4030ER
CNC Lift-Off Hinge 40-4045E	74	LOH-40-4045E
CNC Lift-Off Hinge 40-4045EL	98	LOH-40-4045EL
CNC Lift-Off Hinge 40-4045ER	98	LOH-40-4045ER

CNC LIFT-OFF HINGE

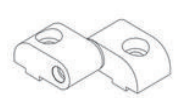
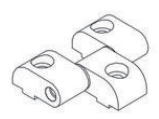
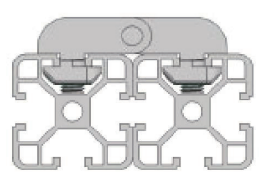
Material and Color: Aluminum CNC Manufacture, silvery white anodizing



CNC Lift-Off Hinge-E

CNC Lift-Off Hinge-EL

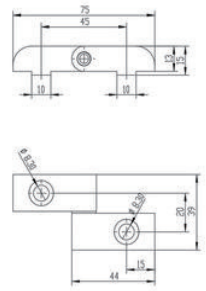
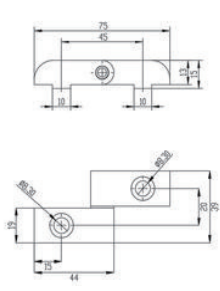
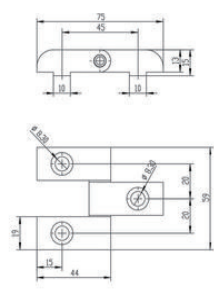
CNC Lift-Off Hinge-R



LOH-45-

LOH-45-

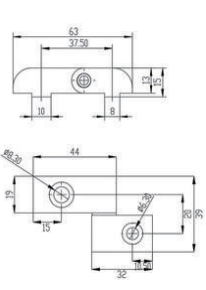
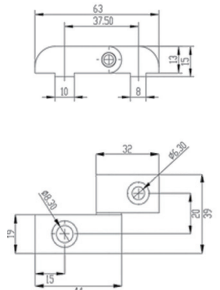
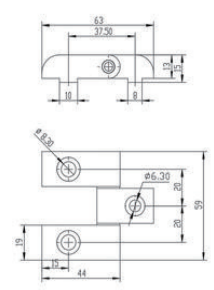
LOH-45-



LOH-45-

LOH-45-

LOH-45-

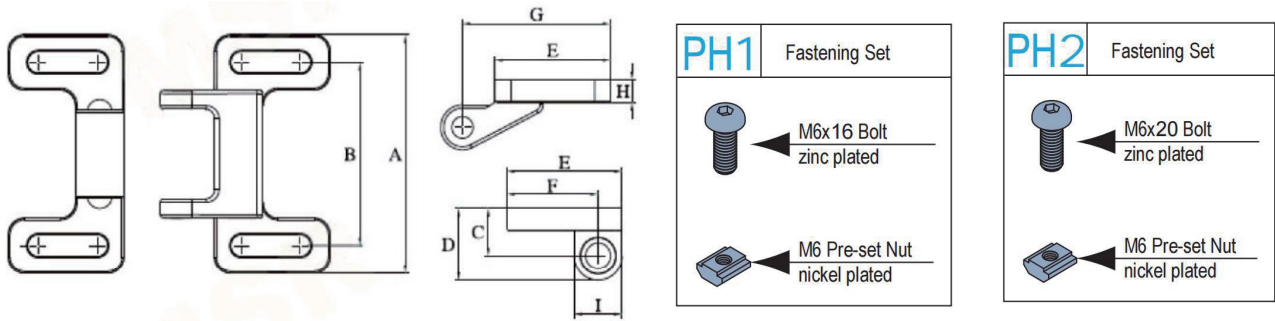


Description	Mass(g)	Code No.
CNC Lift-Off Hinge 45-4545E	75	LOH-45-4545E
CNC Lift-Off Hinge 45-4545EL	93	LOH-45-4545EL
CNC Lift-Off Hinge 45-4545ER	93	LOH-45-4545ER
CNC Lift-Off Hinge 45-4530E	78	LOH-45-4530E
CNC Lift-Off Hinge 45-4530EL	99	LOH-45-4530EL
CNC Lift-Off Hinge 45-4545ER	99	LOH-45-4530ER

DOUBLE BALL CATCH



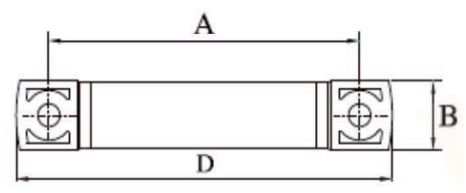
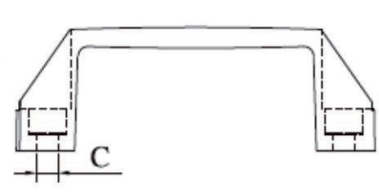
Material and Color: Fiberglass-Reinforced Nylon, Black; Stainless steel ball



Description	A	B	C	D	E	F	G	H	I	Fastening Set	Mass(g)	Code No.
Double Ball Catch-40-PCS	74.2	57	14.8	22.5	37	29.3	47.4	7	15.4		39	DBC-40-PCS
Double Ball Catch-40-ST										4xPH1	75	DBC-40-ST
Double Ball Catch-45-PCS											39	DBC-45-PCS
Double Ball Catch-45-ST										4xPH2	75	DBC-45-ST

PLASTIC HANDLES

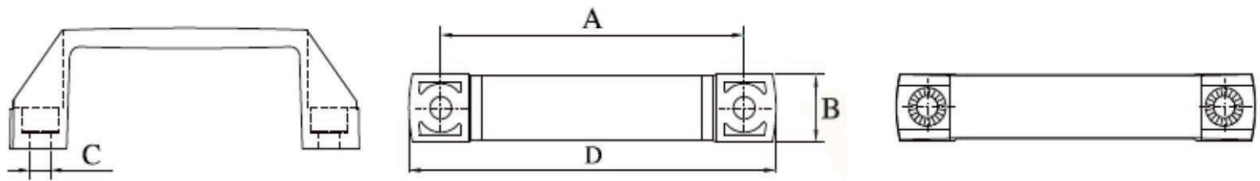
Material and Color: PV6, Black



Description	A	B	C	D	Mass (g)	Code No.
Plastic Door Handles-90mm	85	20	6.5	109	27	PH-90
Plastic Door Handles-115mm	113	25	6.5	135	27	PH-115
Plastic Door Handles-120mm	118	25	8.5	150	42.5	PH-120
Plastic Door Handles-160mm	163	26	6.5	293.5	70	PH-160
Plastic Door Handles-180mm	178	28.5	8.5	200	79	PH-180

ALUMINUM HANDLES

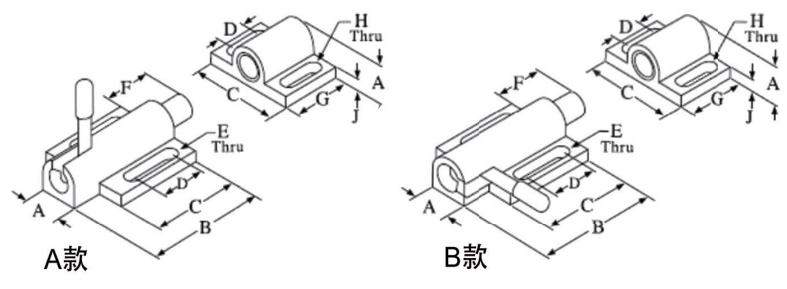
Material and Color: Aluminum, Black or Silver



Description	A	B	C	D	Mass (g)	Code No.
Aluminum Door Handles-90mm	90	19.5	6.5	109	47	AH-90
Aluminum Door Handles-120mm	120	25.5	8.5	150	83	AH-120
Aluminum Door Handles-180mm	180	28.5	8.5	200	157	AH-180

DEADBOLT LATCH


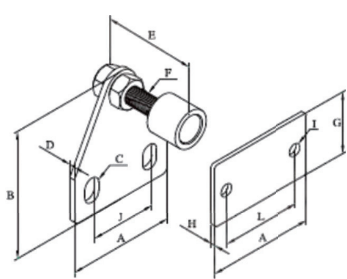
Material and Color: Aluminum, Silvery



Description	A	B	C	D	E	F	G	H	J	Mass (g)	Code No.
Deadbolt Latch 40A-PCS	15.9	51	38	12.9	6.3	14	25	6.3	4.5	70	DBL-40A-PCS
Deadbolt Latch 40B-PCS										70	DBL-40B-PCS

STEEL MAGNETIC CATCH

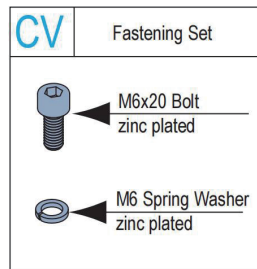
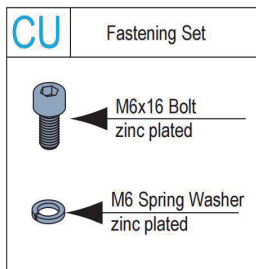
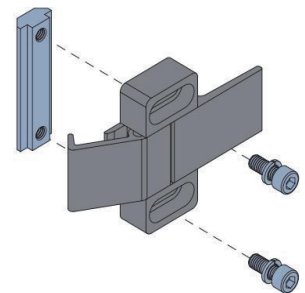
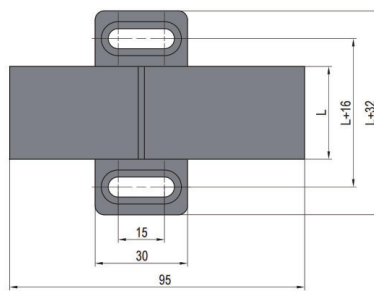
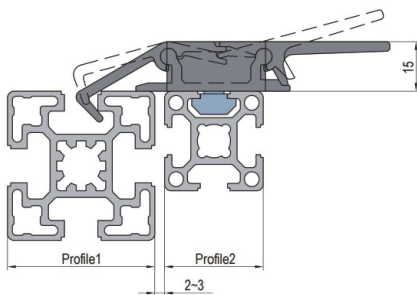
Material: nickel plated steel



Description	A	B	C	D	E	F	G	H	I	J	L	Mass (g)	Code No.
Steel Magnetic Catch-PCS	40	47.5	R3	2	37.3	M6	23	1.5	4.5	25	30	52	SMC-40-PCS

DOOR LOCK

Material and Color: Door Lock-black electrophoresis
Block-diecast aluminum, black



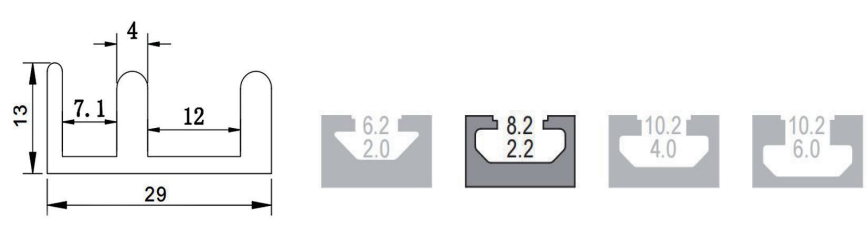
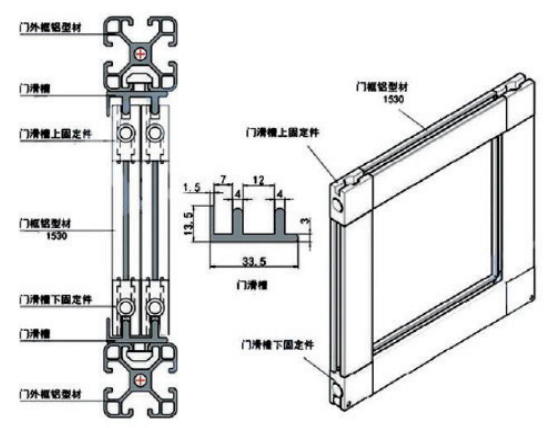
Description	Profile 1	Profile 2	L(mm)	Fastening Set	Mass(g)	Code No.
Door Locks-3040	AP40	AP30	30	2xCU+1xEP	115	DL-3040-30
Door Locks-3045	AP45	AP30			115	DL-3045-30
Door Locks-4040	AP40	AP40			140	DL-4040-30
Door Locks-4045	AP45	AP40	50	2xCU+1xEP	185	DL-4045-50
Door Locks-4545	AP45	AP45	50	2xCV+1xEP	187	DL-4545-50

Note: including block and special nut.


ex: DL-3040 - 50
L=50mm
Code No.

SLIDING DOOR PROFILE


The sliding door profile clips into profiles and is suitable for light-weight sliding doors.
Material and Color: Sliding door profile-



PLASTIC MOBILE CLIP




ALUMINUM MOBILE CLIP



Description	AP	Mass(g)	Delivery Length	Code No.
Sliding Door Profile-30	AP30	330g/m	3000mm/bar	SDP-30
Plastic mobile clip-		23g/pcs	/	PMC-30
Aluminum mobile clip-30		55g/pcs	/	AMC-30
Sliding Door Profile-40	AP40	450g/m	3000mm/bar	SDP-40
Plastic mobile clip-40		23g/pcs	/	PMC-40
Aluminum mobile clip-40		55g/pcs	/	AMC-40

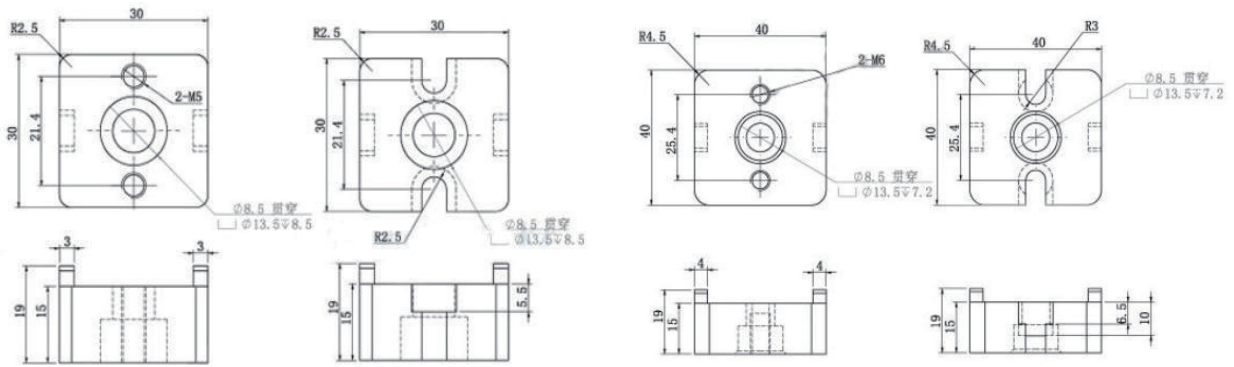
CONNECTING BLOCK

Material: Aluminum




30

40



Description	AP	Mass (g)	Code No.
Connecting Block-30	AP30	70	CB-30
Connecting Block-40	AP40	95	CB-40



Suspended Glider

Swivel Angle Plate

Pivot Joint

Convery Accessories

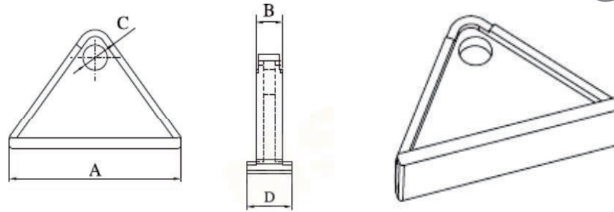
Assembly line fittings



ADDITIONAL 8 ACCESSORIES

PLASTIC SUSPENDED GLIDER

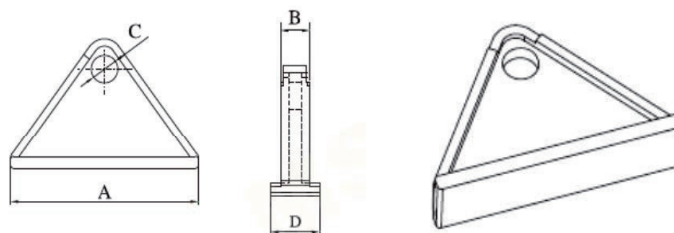
The glider can be suspended in profile slot.



Description	A	B	C	D	Mass (g)	Code No.
Suspended Glider-30-08	60	5.5	8.5	13.8	13.5	PSG-30-08
Suspended Glider-40-08	60	7.5	8.5	15.8	18	PSG-40-08
Suspended Glider-45-10	60	9.5	8.5	15.8	21	PSG-45-10

METAL SUSPENDED GLIDER

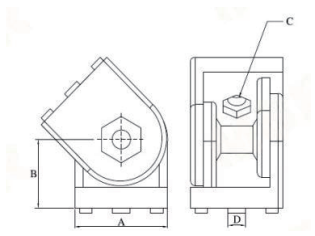

Material and Color: nickel plated steel



Description	A	B	C	D	Mass (g)	Code No.
Metal Suspended Glider-30-08	60	5.5	8.5	13.8	30	MSG-30-08
Metal Suspended Glider-40-08	60	7.5	8.5	15.8	35	MSG-40-08
Metal Suspended Glider-45-10	60	9.5	8.5	15.8	43	MSG-45-10

PIVOT JOINT-01

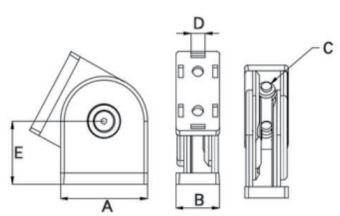
Material: zinc plated steel



Description	A	B	C	D	Mass (g)	Code No.
Pivot Joint-01-30	30	24	8.5	8	178	PJ01-30
Pivot Joint-01-40	40	29	8.3	8	280	PJ01-40
Pivot Joint-01-45	45	33	12.3	10	360	PJ01-45

PIVOT JOINT-02

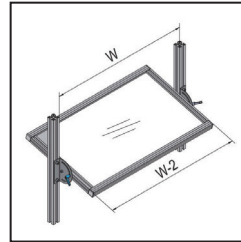
Material: zinc plated steel



Description	A	B	C	D	E	Mass (g)	Code No.
Pivot Joint-02-20-2040	40	20	6.3	6	26.5	170	PJ02-20-2040
Pivot Joint-02-30-3060	60	30	8.3	8	40	550	PJ02-30-3060
Pivot Joint-02-40-4080	80	40	8.3	8	50	1410	PJ0240-4080

SWIVEL ANGLE PLATE-01

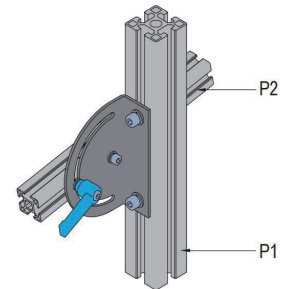
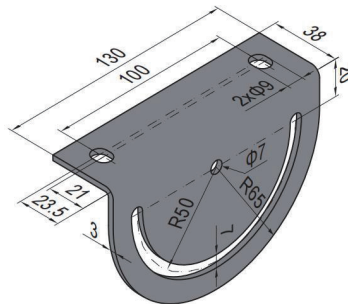
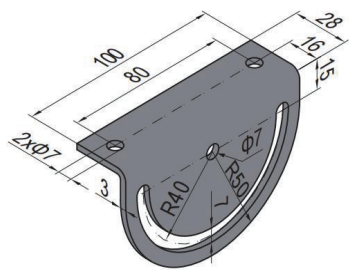
Infinitely variable adjusting of inclination with swivel angle.



Material and Color: steel, black electrophoresis

Swivel Angle Plate01-AP30

Swivel Angle Plate01-AP40/45



FR	Fastening Set
	M6x12 Adjustable Handle plastic coated, black
	M6 Washer zinc plated
	M6 Pre-set Nut nickel plated

FT	Fastening Set
	M6x12 Bolt zinc plated
	M6 Washer zinc plated
	M6 Pre-set Nut nickel plated

FV	Fastening Set
	M8x16 Bolt zinc plated
	M8 Washer zinc plated
	M8 T Nut nickel plated

FW	Fastening Set
	M6x16 Bolt zinc plated
	M6 Washer zinc plated
	M6 Pre-set Nut nickel plated

R	Fastening Set
	M6x12 Bolt zinc plated
	M6 Washer zinc plated
	M6 T Nut nickel plated

Description	P1	P2	Fastening Set	Mass(g)	Code No.
Swivel Angle Plate01-AP30 (pcs)				70	SAP01-30-PCS
Swivel Angle Plate01-AP30 (set)	AP30	AP30	1xFR+1xFT+2xR	85	SAP01-30-ST
Swivel Angle Plate01-AP40/45 (pcs)				83	SAP01-40-PCS
Swivel Angle Plate01-AP40/45-AP30 (set)	AP40/45	AP30	1xFR+1xFT+2xFV	90	SAP01-40-30-ST
Swivel Angle Plate01-AP40/45-AP40/45(set)	AP40/45	AP40/45	1xFR+2xFV+1xFW	95	SAP01-40-40-ST

SWIVEL ANGLE PLATE-02

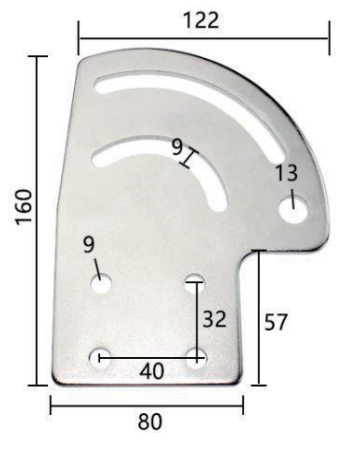
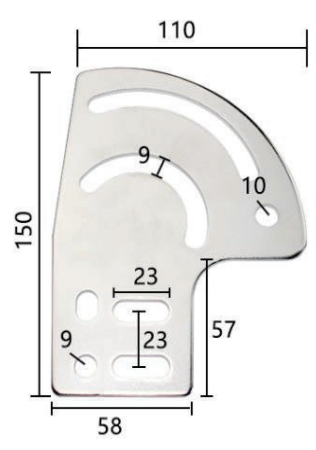
Infinitely variable adjusting of inclination with swivel angle.

Material and Color: steel



Swivel Angle Plate02-AP30-3060

Swivel Angle Plate02-AP40-4080

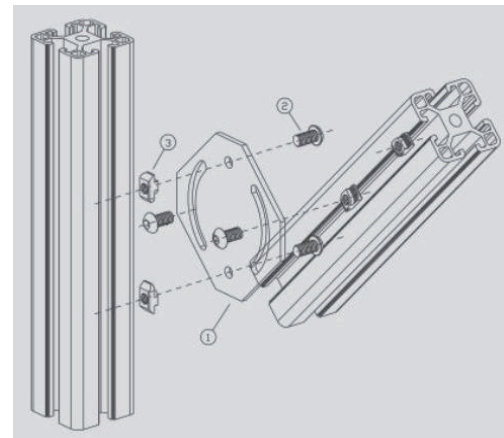
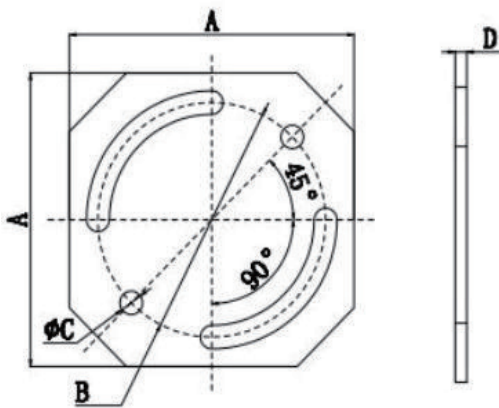



Description	AP	Mass (g)	Code No.
Swivel Angle Plate02-AP30-3060 (pcs)	AP30	80	SAP02-30-3060-PCS
Swivel Angle Plate02-AP40-4080 (pcs)	AP40	110	SAP02-40-4080-PCS

SWIVEL ANGLE PLATE-03

Infinitely variable adjusting of inclination with swivel angle.

Material and Color: steel



Description	A	B	C	D	Mass(g)	Code No.
Swivel Angle Plate03-AP30-3030	75	60	6	2.8	89	SAP03-30-3030
Swivel Angle Plate03-AP40-4040	86	65	8	2.8	112	SAP03-40-4040

JOINING PLATE

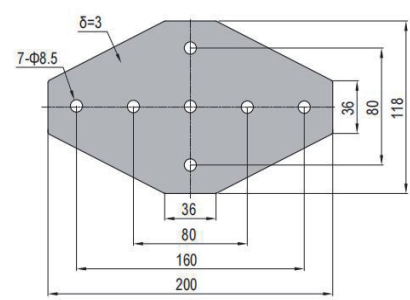
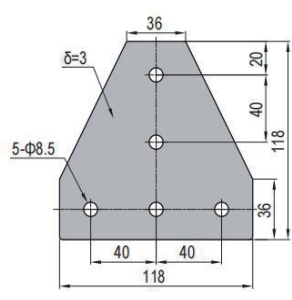
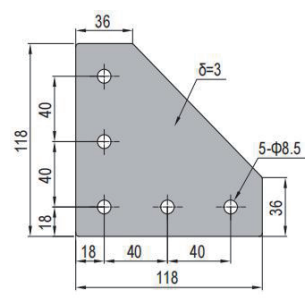
Material: zinc plated steel



AP40-4040-04

AP40-4040-05

AP40-4040-06



X Fastening Set

- M8x12 Bolt zinc plated
- M8 Spring Washer zinc plated
- M8 T Nut nickel plated

Y Fastening Set

- M8x12 Bolt zinc plated
- M8 Spring Washer zinc plated
- M8 Pre-set Nut nickel plated

Description	Fastening Set	Mass (g)	Code No.
AP40-4040-04(pcs)		222	AP40-4040-04
AP40-4040-04(set X)	5xX	292	AP40-4040-04-STX
AP40-4040-04 (set Y)	5xY	332	AP40-4040-04-STY
AP40-4040-05(pcs)		220	AP40-4040-05
AP40-4040-05(set X)	5xX	290	AP40-4040-05-STX
AP40-4040-05 (set Y)	5xY	330	AP40-4040-05-STY
AP40-4040-06(pcs)		355	AP40-4040-06
AP40-4040-06(set X)	7xX	453	AP40-4040-06-STX
AP40-4040-06(set Y)	7xY	510	AP40-4040-06-STY

ASSEMBLY LINE FITTINGS

Aharft Sleeve



Aluminum Cover



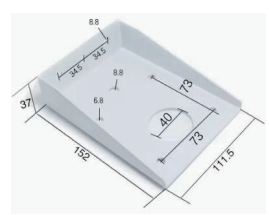
Belt Cover



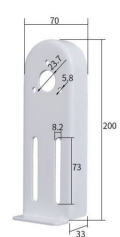
Mounting Plate 60-120




Mounting Plate 200-250



Bearing Sleeve-3060



Bearing Sleeve-4080



Description		Set	Mass (g/pcs)	CodeNo.
Assembly line fittings 3060	Aharft Sleeve	4 pcs	55	ALF-3060-A
	Bearing Sleeve-3060	4 pcs	88	ALF-3060-B
	Belt Cover	1 pcs	35	ALF-3060-C
	Aluminum Cover	4 pcs	15	ALF-3060-D
	Mounting Plate 60-120	1 pcs	135	ALF-3060-E1
	Mounting Plate 200-250	1 pcs	150	ALF-3060-E2
Assembly line fittings 4080	Aharft Sleeve	4 pcs	55	ALF-4080-A
	Bearing Sleeve-4080	4 pcs	92	ALF-4080-B
	Belt Cover	1 pcs	35	ALF-4080-C
	Aluminum Cover	4 pcs	15	ALF-4080-D
	Mounting Plate 60-120	1 pcs	135	ALF-4080-E1
	Mounting Plate 200-250	1 pcs	150	ALF-4080-E2

